

School District
2024-2025 Estimate of Needs
and
Financial Statement of the Fiscal Year 2023-2024

Board of Education of Hollis Public Schools
District No. I-66
County of Harmon
State of Oklahoma

FILED

NOV 07 2024

STATE AUDITOR & INSPECTOR

County

To the Excise Board of said County and State, Greetings:

Pursuant to the requirements of 68 O. S. 2001 Section 3002, we submit herewith, for your consideration the within statement of the financial condition of the Board of Education of Hollis Public Schools, District No. I-66, County of Harmon, State of Oklahoma for the fiscal year beginning July 1, 2024, and ending June 30, 2025, together with an itemized statement of the estimated Income and Probable Needs of said School District for the ensuing fiscal year. We have separately prepared, executed and submit Financial Statements for the Fiscal Year so terminated, and Estimate of Requirements for the ensuing Fiscal Year, for such Sinking Fund, if any, as pertains to this District for the Bond, Coupon, and Judgment indebtedness, if any, outstanding and unpaid as of June 30, 2025, and also for the Sinking Fund of any disorganized District whose area or the major portion thereof is now embraced within the boundaries of this District; and this Certificate is as applicable thereto as if fully embodied therein. The same have been prepared in conformity with Statute.

Two copies of this Financial Statement and Estimate of Needs should be filed with the County Clerk not later than September 30 for all School Districts. One complete signed copy must be sent to the State Auditor and Inspector, 2300 N. Lincoln Blvd Room 100, Oklahoma City, OK 73105-4801 and one copy will be retained by the County Clerk. If publication may not be had by date required for filing, affidavit and proof of publication are required to be attached within five days after date of filing.

Prepared by: Bledsoe, Hewett & Gullekson, CPA's

Submitted to the Harmon County Excise Board

This 3 Day of September, 2024

School Board Member's Signatures

Chairman: [Signature]

Clerk: [Signature]

Member: [Signature]

Member: _____

Member: [Signature]

Member: _____

Member: [Signature]

Member: _____

Member: Robin Ward


Member: _____

Treasurer: _____


Harman

In addition,


1. We, the undersigned, duly elected, qualified and acting officers of the Board of Education of the aforesaid School District located wholly or in major area in the County and State aforesaid, do hereby certify that, at regular session begun at the time provided by law, we carefully considered the reports submitted by the several officers and employees as required by 68 O. S. 2001 Section 3004, carefully considered the statements and estimate of needs heretofore prepared for the purpose of ascertaining any additional or emergency levy necessary for the ensuing fiscal year and revised, corrected or amended the same to disclose the true fiscal condition as of June 30, 2024, and to provide for the needs of the District for the ensuing fiscal year as now ascertained; and we do hereby certify that the within statement of the financial condition is true and correct, and that the within estimates for all purposes for the ensuing fiscal year are reasonably necessary for the proper conduct of the affairs of said School District, and that the statement of Estimated Income from sources other than ad valorem taxes is not in excess of the lawfully authorized ratio of the actual collections from such sources during the previous fiscal year.
2. We further certify that any cash fund balance reported in our Building Fund is required for immediate or cumulative program of construction unless there be attached within a verified copy of a resolution signed by a majority of the members of this Board to the effect the program of building has been completed or abandoned. If attached, then the Excise Board is directed to apply said Balance to reduce Levies in accordance with 62 O. S. 2001, Section 333.
3. We also certify that a levy of 15.000 Mills over and above the number of mills allocated by the County Excise Board will be reasonably necessary for the proper conduct of the affairs of said school district during the fiscal year 2024-2025.
4. We also certify that, after due and legal notice of an election thereon, an emergency levy of 5.000 Mills, over and above the number of mills provided by Law and allocated by the County Excise Board in addition thereto for school purposes, were made permanent by election.
5. We also certify that, after due and legal notice of an election thereon, a local support levy of 10.000 Mills, in addition to the levies hereinbefore provided, were made permanent by election.
6. We also certify that, after due and legal notice of an election thereon, pursuant to Article 10, Section 10, of the Constitution of Oklahoma, an additional levy of 5.000 Mills, were made permanent by election.


Clerk of Board of Education


President of Board of Education


Treasurer of Board of Education

Subscribed and sworn to before me this 21st day of August, 2024.


Notary Public

10-25-26
My Commission Expires



PUBLISHER'S AFFIDAVIT

Mangum, Oklahoma September 6, 2024

I, Mike Bush of lawful age, being first duly sworn on oath states that I am the Publisher or Editor of MANGUM STAR-NEWS, of Mangum, Oklahoma, a weekly newspaper printed in the English language, printed, published, and delivered to the United States mails in Mangum, Greer County, Oklahoma, serving Greer and Harmon Counties, and having a bonafide paid general subscription circulation therein, and admitted to the United States mail as periodicals class matter. That the notice by publication, a copy of which is hereto attached, was published in the regular and entire issue of said newspaper and not in any supplement thereof for the number of weeks designated. That said newspaper has been continuously and uninterruptedly published in Greer County during a period of One Hundred Four (104) consecutive weeks immediately prior to the first publication of the attached notice and said Mangum Star has a paid circulation in said Greer County and meets all requirements of the law with reference to legal publications.

That said newspaper comes within all the prescriptions and requirements of Section One, Chapter Four, Title 25, Oklahoma Session Laws, 1943, as amended by House Bill No. 495, 22nd Legislature.

Publisher or Editor

Subscribed and sworn to before me this the 6th day of September 2024.

Notary Public

199.50

Publication Fee \$
See Attached:

LANA HOLT

Notary Public, State of Oklahoma
Commission #18012428

My Commission Expires December 17, 2026

(Published one time in the Mangum Star News Friday September 6, 2024)

Publication Sheet - Board of Education
Financial Statement of the Various Funds for the Fiscal Year Ending June 30, 2024
Estimate of Needs for Fiscal Year Ending June 30, 2025
Holtz Public Schools, School District No. 1-66, Harmon County, Oklahoma

STATEMENT OF FINANCIAL CONDITION			
AS OF JUNE 30, 2024			
GENERAL FUND	BUILDING FUND	CO-OP FUND	NUTRITION FUND
ASSETS:			
Cash Balance June 30, 2024	\$ 1,276,994.67	\$ 515,844.34	\$ 17,267.42
Reversions	\$ 249,709.97	\$ 0.00	\$ 0.00
TOTAL ASSETS	\$ 1,526,704.64	\$ 515,844.34	\$ 17,267.42
LIABILITIES AND RESERVES:			
Warrants Outstanding	\$ 643,376.63	\$ 0.00	\$ 0.00
Reversions from Schooling	\$ 0.00	\$ 0.00	\$ 0.00
TOTAL LIABILITIES AND RESERVES	\$ 643,376.63	\$ 0.00	\$ 0.00
CASH FUND BALANCE (CH-100) JUNE 30, 2024	\$ 883,327.99	\$ 515,844.34	\$ 17,267.42

ESTIMATED NEEDS FOR FISCAL YEAR ENDING JUNE 30, 2025			
GENERAL FUND			
Current Expenses	\$ 6,469,738.41	1. Cash Balance on Hand June 30, 2024	\$ 0.00
Revisions for Int. on Warrants & Revisions	\$ 0.00	2. Legal Investments Property Maturing	\$ 0.00
Total Revisions	\$ 6,469,738.41	3. Revisions Held To Maturity By Tax Levy	\$ 0.00
TOTALS		Total Liquid Assets	\$ 0.00
Cash Fund Balance	\$ 1,173,227.99	Grants (Federal & State)	\$ 0.00
Estimated Miscellaneous Revenues	\$ 4,699,060.09	4. a. Non-Debt Coupons	\$ 0.00
Total Revisions	\$ 4,699,060.09	4. b. Interest Accrued Thereon	\$ 0.00
Balance to Carry Over Ad Valorem Tax	\$ 173,227.99	5. c. Post-Debt Bonds	\$ 0.00
		5. d. Interest Thereon After Last Coupon	\$ 0.00
		5. e. Fiscal Agency Commissions on Above	\$ 0.00
		10. f. Revisions and Int. Liquid Fund Assets	\$ 0.00
		11. Total Revisions & Through	\$ 0.00
		12. Balance of Assets Subject to Accrual	\$ 0.00
		13. Deduct Accrued Revisions If Assets Not Received	\$ 0.00
		14. a. Accrued on Fund Operations	\$ 0.00
		15. b. Accrued on Unmatured Bonds	\$ 0.00
		16. Total Assets & Through	\$ 0.00
		17. Balance of Assets Over General Revisions (Page 2)	\$ 0.00

ESTIMATED MISCELLANEOUS REVENUES		BONDING FUND REQUIREMENTS FOR 2022-23	
1000 Other District Revenues	\$ 0.00	1. Interest Earnings on Bonds	\$ 0.00
1100 Franchise and Mobile Home	\$ 0.00	2. Accrued on Unmatured Bonds	\$ 0.00
1200 Other District Revenues	\$ 0.00	3. Accrued Accrued on Through Judgments	\$ 0.00
1300 State Ad Valorem Tax	\$ 3,482,937.79	4. Accrued Accrued on Unmatured Judgments	\$ 0.00
1400 State Ad Valorem Tax	\$ 0.00	5. Accrued on Unmatured Bonds	\$ 0.00
1500 State Ad Valorem Tax	\$ 0.00	6. Participating Contributions (Amortization)	\$ 0.00
1600 State Ad Valorem Tax	\$ 0.00	7. Per Credit to School Dist. No.	\$ 0.00
1700 State Ad Valorem Tax	\$ 0.00	8. Per Credit to School Dist. No.	\$ 0.00
1800 State Ad Valorem Tax	\$ 0.00	9. Per Credit to School Dist. No.	\$ 0.00
1900 State Ad Valorem Tax	\$ 0.00	10. Per Credit to School Dist. No.	\$ 0.00
2000 State Ad Valorem Tax	\$ 0.00	11. Annual Accrued from Vehicle Tax	\$ 0.00
2100 State Ad Valorem Tax	\$ 0.00	12. Total Building Fund Requirements	\$ 0.00
2200 State Ad Valorem Tax	\$ 0.00	Deduct:	
2300 State Ad Valorem Tax	\$ 0.00	1. Revisions of Assets over Liabilities (if not a deficit)	\$ 0.00
2400 State Ad Valorem Tax	\$ 0.00	2. Contributions from Other Districts	\$ 0.00
2500 State Ad Valorem Tax	\$ 0.00	Revisions to Revisions	\$ 0.00
2600 State Ad Valorem Tax	\$ 0.00		
2700 State Ad Valorem Tax	\$ 0.00		
2800 State Ad Valorem Tax	\$ 0.00		
2900 State Ad Valorem Tax	\$ 0.00		
3000 State Ad Valorem Tax	\$ 0.00		
3100 State Ad Valorem Tax	\$ 0.00		
3200 State Ad Valorem Tax	\$ 0.00		
3300 State Ad Valorem Tax	\$ 0.00		
3400 State Ad Valorem Tax	\$ 0.00		
3500 State Ad Valorem Tax	\$ 0.00		
3600 State Ad Valorem Tax	\$ 0.00		
3700 State Ad Valorem Tax	\$ 0.00		
3800 State Ad Valorem Tax	\$ 0.00		
3900 State Ad Valorem Tax	\$ 0.00		
4000 State Ad Valorem Tax	\$ 0.00		
4100 State Ad Valorem Tax	\$ 0.00		
4200 State Ad Valorem Tax	\$ 0.00		
4300 State Ad Valorem Tax	\$ 0.00		
4400 State Ad Valorem Tax	\$ 0.00		
4500 State Ad Valorem Tax	\$ 0.00		
4600 State Ad Valorem Tax	\$ 0.00		
4700 State Ad Valorem Tax	\$ 0.00		
4800 State Ad Valorem Tax	\$ 0.00		
4900 State Ad Valorem Tax	\$ 0.00		
5000 State Ad Valorem Tax	\$ 0.00		
5100 State Ad Valorem Tax	\$ 0.00		
5200 State Ad Valorem Tax	\$ 0.00		
5300 State Ad Valorem Tax	\$ 0.00		
5400 State Ad Valorem Tax	\$ 0.00		
5500 State Ad Valorem Tax	\$ 0.00		
5600 State Ad Valorem Tax	\$ 0.00		
5700 State Ad Valorem Tax	\$ 0.00		
5800 State Ad Valorem Tax	\$ 0.00		
5900 State Ad Valorem Tax	\$ 0.00		
6000 State Ad Valorem Tax	\$ 0.00		
6100 State Ad Valorem Tax	\$ 0.00		
6200 State Ad Valorem Tax	\$ 0.00		
6300 State Ad Valorem Tax	\$ 0.00		
6400 State Ad Valorem Tax	\$ 0.00		
6500 State Ad Valorem Tax	\$ 0.00		
6600 State Ad Valorem Tax	\$ 0.00		
6700 State Ad Valorem Tax	\$ 0.00		
6800 State Ad Valorem Tax	\$ 0.00		
6900 State Ad Valorem Tax	\$ 0.00		
7000 State Ad Valorem Tax	\$ 0.00		
7100 State Ad Valorem Tax	\$ 0.00		
7200 State Ad Valorem Tax	\$ 0.00		
7300 State Ad Valorem Tax	\$ 0.00		
7400 State Ad Valorem Tax	\$ 0.00		
7500 State Ad Valorem Tax	\$ 0.00		
7600 State Ad Valorem Tax	\$ 0.00		
7700 State Ad Valorem Tax	\$ 0.00		
7800 State Ad Valorem Tax	\$ 0.00		
7900 State Ad Valorem Tax	\$ 0.00		
8000 State Ad Valorem Tax	\$ 0.00		
8100 State Ad Valorem Tax	\$ 0.00		
8200 State Ad Valorem Tax	\$ 0.00		
8300 State Ad Valorem Tax	\$ 0.00		
8400 State Ad Valorem Tax	\$ 0.00		
8500 State Ad Valorem Tax	\$ 0.00		
8600 State Ad Valorem Tax	\$ 0.00		
8700 State Ad Valorem Tax	\$ 0.00		
8800 State Ad Valorem Tax	\$ 0.00		
8900 State Ad Valorem Tax	\$ 0.00		
9000 State Ad Valorem Tax	\$ 0.00		
9100 State Ad Valorem Tax	\$ 0.00		
9200 State Ad Valorem Tax	\$ 0.00		
9300 State Ad Valorem Tax	\$ 0.00		
9400 State Ad Valorem Tax	\$ 0.00		
9500 State Ad Valorem Tax	\$ 0.00		
9600 State Ad Valorem Tax	\$ 0.00		
9700 State Ad Valorem Tax	\$ 0.00		
9800 State Ad Valorem Tax	\$ 0.00		
9900 State Ad Valorem Tax	\$ 0.00		
10000 State Ad Valorem Tax	\$ 0.00		
10100 State Ad Valorem Tax	\$ 0.00		
10200 State Ad Valorem Tax	\$ 0.00		
10300 State Ad Valorem Tax	\$ 0.00		
10400 State Ad Valorem Tax	\$ 0.00		
10500 State Ad Valorem Tax	\$ 0.00		
10600 State Ad Valorem Tax	\$ 0.00		
10700 State Ad Valorem Tax	\$ 0.00		
10800 State Ad Valorem Tax	\$ 0.00		
10900 State Ad Valorem Tax	\$ 0.00		
11000 State Ad Valorem Tax	\$ 0.00		
11100 State Ad Valorem Tax	\$ 0.00		
11200 State Ad Valorem Tax	\$ 0.00		
11300 State Ad Valorem Tax	\$ 0.00		
11400 State Ad Valorem Tax	\$ 0.00		
11500 State Ad Valorem Tax	\$ 0.00		
11600 State Ad Valorem Tax	\$ 0.00		
11700 State Ad Valorem Tax	\$ 0.00		
11800 State Ad Valorem Tax	\$ 0.00		
11900 State Ad Valorem Tax	\$ 0.00		
12000 State Ad Valorem Tax	\$ 0.00		
12100 State Ad Valorem Tax	\$ 0.00		
12200 State Ad Valorem Tax	\$ 0.00		
12300 State Ad Valorem Tax	\$ 0.00		
12400 State Ad Valorem Tax	\$ 0.00		
12500 State Ad Valorem Tax	\$ 0.00		
12600 State Ad Valorem Tax	\$ 0.00		
12700 State Ad Valorem Tax	\$ 0.00		
12800 State Ad Valorem Tax	\$ 0.00		
12900 State Ad Valorem Tax	\$ 0.00		
13000 State Ad Valorem Tax	\$ 0.00		
13100 State Ad Valorem Tax	\$ 0.00		
13200 State Ad Valorem Tax	\$ 0.00		
13300 State Ad Valorem Tax	\$ 0.00		
13400 State Ad Valorem Tax	\$ 0.00		
13500 State Ad Valorem Tax	\$ 0.00		
13600 State Ad Valorem Tax	\$ 0.00		
13700 State Ad Valorem Tax	\$ 0.00		
13800 State Ad Valorem Tax	\$ 0.00		
13900 State Ad Valorem Tax	\$ 0.00		
14000 State Ad Valorem Tax	\$ 0.00		
14100 State Ad Valorem Tax	\$ 0.00		
14200 State Ad Valorem Tax	\$ 0.00		
14300 State Ad Valorem Tax	\$ 0.00		
14400 State Ad Valorem Tax	\$ 0.00		
14500 State Ad Valorem Tax	\$ 0.00		
14600 State Ad Valorem Tax	\$ 0.00		
14700 State Ad Valorem Tax	\$ 0.00		
14800 State Ad Valorem Tax	\$ 0.00		
14900 State Ad Valorem Tax	\$ 0.00		
15000 State Ad Valorem Tax	\$ 0.00		
15100 State Ad Valorem Tax	\$ 0.00		
15200 State Ad Valorem Tax	\$ 0.00		
15300 State Ad Valorem Tax	\$ 0.00		
15400 State Ad Valorem Tax	\$ 0.00		
15500 State Ad Valorem Tax	\$ 0.00		
15600 State Ad Valorem Tax	\$ 0.00		
15700 State Ad Valorem Tax	\$ 0.00		
15800 State Ad Valorem Tax	\$ 0.00		
15900 State Ad Valorem Tax	\$ 0.00		
16000 State Ad Valorem Tax	\$ 0.00		
16100 State Ad Valorem Tax	\$ 0.00		
16200 State Ad Valorem Tax	\$ 0.00		
16300 State Ad Valorem Tax	\$ 0.00		
16400 State Ad Valorem Tax	\$ 0.00		
16500 State Ad Valorem Tax	\$ 0.00		
16600 State Ad Valorem Tax	\$ 0.00		
16700 State Ad Valorem Tax	\$ 0.00		
16800 State Ad Valorem Tax	\$ 0.00		
16900 State Ad Valorem Tax	\$ 0.00		
17000 State Ad Valorem Tax	\$ 0.00		
17100 State Ad Valorem Tax	\$ 0.00		
17200 State Ad Valorem Tax	\$ 0.00		
17300 State Ad Valorem Tax	\$ 0.00		
17400 State Ad Valorem Tax	\$ 0.00		
17500 State Ad Valorem Tax	\$ 0.00		
17600 State Ad Valorem Tax	\$ 0.00		
17700 State Ad Valorem Tax	\$ 0.00		
17800 State Ad Valorem Tax	\$ 0.00		
17900 State Ad Valorem Tax	\$ 0.00		
18000 State Ad Valorem Tax	\$ 0.00		
18100 State Ad Valorem Tax	\$ 0.00		
18200 State Ad Valorem Tax	\$ 0.00		
18300 State Ad Valorem Tax	\$ 0.00		
18400 State Ad Valorem Tax	\$ 0.00		
18500 State Ad Valorem Tax	\$ 0.00		
18600 State Ad Valorem Tax	\$ 0.00		
18700 State Ad Valorem Tax	\$ 0.00		
18800 State Ad Valorem Tax	\$ 0.00		
18900 State Ad Valorem Tax	\$ 0.00		
19000 State Ad Valorem Tax	\$ 0.00		
19100 State Ad Valorem Tax	\$ 0.00		
19200 State Ad Valorem Tax	\$ 0.00		
19300 State Ad Valorem Tax	\$ 0.00		
19400 State Ad Valorem Tax	\$ 0.00		
19500 State Ad Valorem Tax	\$ 0.00		
19600 State Ad Valorem Tax	\$ 0.00		
19700 State Ad Valorem Tax	\$ 0.00		
19800 State Ad Valorem Tax	\$ 0.00		
19900 State Ad Valorem Tax	\$ 0.00		
20000 State Ad Valorem Tax	\$ 0.00		
20100 State Ad Valorem Tax	\$ 0.00		
20200 State Ad Valorem Tax	\$ 0.00		
20300 State Ad Valorem Tax	\$ 0.00		
20400 State Ad Valorem Tax	\$ 0.00		
20500 State Ad Valorem Tax	\$ 0.00		
20600 State Ad Valorem Tax	\$ 0.00		
20700 State Ad Valorem Tax	\$ 0.00		
20800 State Ad Valorem Tax	\$ 0.00		
20900 State Ad Valorem Tax	\$ 0.00		
21000 State Ad Valorem Tax	\$ 0.00		
21100 State Ad Valorem Tax	\$ 0.00		
21200 State Ad Valorem Tax	\$ 0.00		
21300 State Ad Valorem Tax	\$ 0.00		
21400 State Ad Valorem Tax	\$ 0.00		
21500 State Ad Valorem Tax	\$ 0.00		
21600 State Ad Valorem Tax	\$ 0.00		
21700 State Ad Valorem Tax	\$ 0.00		
21800 State Ad Valorem Tax	\$ 0.00		
21900 State Ad Valorem Tax	\$ 0.00		
22000 State Ad Valorem Tax	\$ 0.00		
22100 State Ad Valorem Tax	\$ 0.00		
22200 State Ad Valorem Tax	\$ 0.00		
22300 State Ad Valorem Tax	\$ 0.00		
22400 State Ad Valorem Tax	\$ 0.00		
22500 State Ad Valorem Tax	\$ 0.00		
22600 State Ad Valorem Tax	\$ 0.00		
22700 State Ad Valorem Tax	\$ 0.00		
22800 State Ad Valorem Tax	\$ 0.00		
22900 State Ad Valorem Tax	\$ 0.00		
23000 State Ad Valorem Tax	\$ 0.00		
23100 State Ad Valorem Tax	\$ 0.00		
23200 State Ad Valorem Tax	\$ 0.00		
23300 State Ad Valorem Tax	\$ 0.00		
23400 State Ad Valorem Tax	\$ 0.00		
23500 State Ad Valorem Tax	\$ 0.00		
23600 State Ad Valorem Tax	\$ 0.00		
23700 State Ad Valorem Tax	\$ 0.00		
23800 State Ad Valorem Tax	\$ 0.00		
23900 State Ad Valorem Tax	\$ 0.00		
24000 State Ad Valorem Tax	\$ 0.00		
24100 State Ad Valorem Tax	\$ 0.00		
24200 State Ad Valorem Tax	\$ 0.00		
24300 State Ad Valorem Tax	\$ 0.00		
24400 State Ad Valorem Tax	\$ 0.00		
24500 State Ad Valorem Tax	\$ 0.00		
24600 State Ad Valorem Tax	\$ 0.00		
24700 State Ad Valorem Tax	\$ 0.00		
24800 State Ad Valorem Tax	\$ 0.00		
24900 State Ad Valorem Tax	\$ 0.00		
25000 State Ad Valorem Tax	\$ 0.00		
25100 State Ad Valorem Tax	\$ 0.00		
25200 State Ad Valorem Tax	\$ 0.00		
25300 State Ad Valorem Tax	\$ 0.00		
25400 State Ad Valorem Tax	\$ 0.00		
25500 State Ad Valorem Tax	\$ 0.00		
25600 State Ad Valorem Tax	\$ 0.00		
25700 State Ad Valorem Tax	\$ 0.00		
25800 State Ad Valorem Tax	\$ 0.00		
25900 State Ad Valorem Tax	\$ 0.00		
26000 State Ad Valorem Tax	\$ 0.00		
26100 State Ad Valorem Tax	\$ 0.00		
26200 State Ad Valorem Tax	\$ 0.00		
26300 State Ad Valorem Tax	\$ 0.00		
26400 State Ad Valorem Tax	\$ 0.00		
26500 State Ad Valorem Tax	\$ 0.00		
26600 State Ad Valorem Tax	\$ 0.00		
26700 State Ad Valorem Tax	\$ 0.00		
26800 State Ad Valorem Tax	\$ 0.00		
26900 State Ad Valorem Tax	\$ 0.00		
27000 State Ad Valorem Tax	\$ 0.00		
27100 State Ad Valorem Tax	\$ 0.00		
27200 State Ad Valorem Tax	\$ 0.00		
27300 State Ad Valorem Tax	\$ 0.00		
27400 State Ad Valorem Tax	\$ 0.00		
27500 State Ad Valorem Tax	\$ 0.00		
27600 State Ad Valorem Tax	\$ 0.00		
27700 State Ad Valorem Tax	\$ 0.00		
27800 State Ad Valorem Tax	\$ 0.00		
27900 State Ad Valorem Tax	\$ 0.00		
28000 State Ad Valorem Tax	\$ 0.00		
28100 State Ad Valorem Tax	\$ 0.00		
28200 State Ad Valorem Tax	\$ 0.00		
28300 State Ad Valorem Tax	\$ 0.00		
28400 State Ad Valorem Tax	\$ 0.00		
28500 State Ad Valorem Tax	\$ 0.00		
28600 State Ad Valorem Tax	\$ 0.00		
28700 State Ad Valorem Tax	\$ 0.00		
28800 State Ad Valorem Tax	\$ 0.00		
28900 State Ad Valorem Tax	\$ 0.00		
29000 State Ad Valorem Tax	\$ 0.00		
29100 State Ad Valorem Tax	\$ 0.00		
29200 State Ad Valorem Tax	\$ 0.00		
29300 State Ad Valorem Tax	\$ 0.00		
29400 State Ad Valorem Tax	\$ 0.00		
29500 State Ad Valorem Tax	\$ 0.00		
29600 State Ad Valorem Tax	\$ 0.00		
29700 State Ad Valorem Tax	\$ 0.00		
29800 State Ad Valorem Tax	\$ 0.00		
29900 State Ad Valorem Tax	\$ 0.00		
30000 State Ad Valorem Tax	\$ 0.00		
30100 State Ad Valorem Tax	\$ 0.00		
30200 State Ad Valorem Tax	\$ 0.00		
30300 State Ad Valorem Tax	\$ 0.00		
30400 State Ad Valorem Tax	\$ 0.00		
30500 State Ad Valorem Tax	\$ 0.00		
30600 State Ad Valorem Tax	\$ 0.00		
30700 State Ad Valorem Tax	\$ 0.00		
30800 State Ad Valorem Tax	\$ 0.00		
30900 State Ad Valorem Tax	\$ 0.00		
31000 State Ad Valorem Tax	\$ 0.00		
31100 State Ad Valorem Tax	\$ 0.00		
31200 State Ad Valorem Tax	\$ 0.00		
31300 State Ad Valorem Tax	\$ 0.00		
31400 State Ad Valorem Tax	\$ 0.00		
31500 State Ad Valorem Tax	\$ 0.00		
31600 State Ad Valorem Tax	\$ 0.00		
31700 State Ad Valorem Tax	\$ 0.00		
31800 State Ad Valorem Tax	\$ 0.00		
31900 State Ad Valorem Tax	\$ 0.00		
32000 State Ad Valorem Tax	\$ 0.00		
32100 State Ad Valorem Tax	\$ 0.00		
32200 State Ad Valorem Tax	\$ 0.00		
32300 State Ad Valorem Tax	\$ 0.00		
32400 State Ad Valorem Tax	\$ 0.00		
32500 State Ad Valorem Tax	\$ 0.00		
32600 State Ad Valorem Tax	\$ 0.00		
32700 State Ad Valorem Tax	\$ 0.00		
32800 State Ad Valorem Tax	\$ 0.00		
32900 State Ad Valorem Tax	\$ 0.00		
33000 State Ad Valorem Tax	\$ 0.00		
33100 State Ad Valorem Tax	\$ 0.00		
33200 State Ad Valorem Tax	\$ 0.00		
33300 State Ad Valorem Tax	\$ 0.00		
33400 State Ad Valorem Tax	\$ 0.00		
33500 State Ad Valorem Tax	\$ 0.00		
33600 State Ad Valorem Tax	\$ 0.00		
33700 State Ad Valorem Tax	\$ 0.00		
33800 State Ad Valorem Tax	\$ 0.00		

Affidavit of Publication

State of Oklahoma, County of Harmon

I, Mark Randall, the undersigned duly qualified and acting Clerk of the Board of Education of Hollis Public Schools, School District No. I-66, County and State aforesaid, being first duly sworn according to law, hereby depose and say:

1. That I complied with 68 O. S. 2001 Section 3002, (both independent and dependent) by having the within Financial Statement and Estimate of Needs which was prepared at the time and in the manner provided by law, published as required by law, in a legally-qualified newspaper of general circulation in the district, there being no legally-qualified newspaper published in the school district, as evidenced by a copy of such published statement and estimate together with proof of publication thereof attached hereto marked Exhibit No. 1 and made a part hereof (strike inapplicable phrases).
2. That I complied with currently effective statutes, by having the Notice of Emergency Levy Election and the call for such Election on the date hereinbefore certified by the Governing Board, the Itemized Statements and the Itemized Estimate of the amount necessary for the ensuing fiscal year requiring such emergency levy for the current expense purposes as prepared by the Board of Education duly published or posted, as the case may be, in full compliance with law for this class of school district, and as provided by law duly made public in the manner and at the time provided by law, for this class of district and in all respects according to law, in relation to said election on such emergency levy as hereinbefore certified by said Governing Board.
3. That I complied with the statute by having published or posted (if required for this class of district) the notice of local support levy election, and the call for such election on the date hereinbefore certified by the Board of Education. That the Estimate of Needs as prepared by the Board of Education required such local support levy in addition to other tax levies, to fully meet the current expense purposes of the school district for the ensuing year.
4. That in conformity to resolution by said Board of Education, I caused Notice of Building Fund Levy Election under the provisions of Article 10, Section 10, Oklahoma Constitution, and the Call of such Election on the date hereinbefore certified by the Governing Board, together with Itemized Statements and an Estimate of the amount necessary for the ensuing fiscal year requiring such levy for the purpose of erecting, remodeling or repairing school buildings, and for purchasing school furniture, in said District, published or posted to contain such Notice and Call, fixing the number of voting places and particularly describing each and every such place or places, and fixing the day on which such election should be had after the expiration of such notice, duly published or posted as is required by law for this class of district.

DONNA F LEWIS
NOTARY PUBLIC - STATE OF OKLAHOMA
MY COMMISSION EXPIRES APR. 26, 2026
COMMISSION # 02007457

Mark Randall

Clerk, Board of Education

Subscribed and sworn to before me this 29 day of August, 2024.

Donna F. Lewis

Notary Public

4-26-26
My Commission Expires

Hana Gollitche

Secretary and Clerk of Excise Board
Harmon County, Oklahoma



BLEDSON, HEWETT & GULLEKSON
CERTIFIED PUBLIC ACCOUNTANTS, PLLLP

Eric M. Bledsoe, CPA
Jeffrey D. Hewett, CPA
Christopher P. Gullekson, CPA

P.O. BOX 1310 • 121 E. COLLEGE ST. • BROKEN ARROW, OK 74013 • (918) 449-9991 • (800) 522-3831 • FAX (918) 449-9779

August 23, 2024

Honorable Board of Education
Hollis Independent School District, I-066
Harmon County, Oklahoma

Management is responsible for the accompanying financial statements and supporting information of the District as of and for the year ended June 30, 2024, which comprise of the 2024-25 estimate of needs and financial statements for the fiscal year ended June 30, 2024, included in the accompanying form (SAI Form 2661R06) and the publication sheet (SAI Form 2662R06) prescribed by the Oklahoma State Auditor and Inspector per 68 OS § 3003.B as defined by rules promulgated by the Oklahoma State Department of Education per 70 OS § 5-134.1.D. We have performed a compilation engagement in accordance with Statements on Standards for Accounting and Review Services promulgated by the Accounting and Review Services Committee of the American Institute of Certified Public Accountants. We did not audit or review the financial statements included in the accompanying prescribed form nor were we required to perform any procedures to verify the accuracy or completeness of the information provided by management. Accordingly, we do not express an opinion, a conclusion, nor provide any form of assurance on these financial statements and supporting information included in the prescribed form.

Other Matters

The financial statements, estimate of needs and publication sheet included in the accompanying prescribed forms are presented in accordance with the requirements prescribed by Office of the Oklahoma State Auditor and Inspector per 68 OS § 3003.B as defined by rules promulgated by the Oklahoma State Department of Education per 70 OS § 5-134.1.D, and are not intended to be a complete presentation in accordance with accounting principles generally accepted in the United States of America.

This report is intended solely for the information and use of management, the Oklahoma State Department of Education, the County Excise Board, and for filing with the Oklahoma State Auditor and Inspector and is not intended to be and should not be used by anyone other than these specified parties.

Eric, Jeff & Chris

Bledsoe, Hewett & Gullekson CPAs, PLLLP
Broken Arrow, OK

Index Page

General.....1

Co-op.....7

Building.....13

Exhibit Y.....19

Exhibit Z.....23

Publication.....25

This page intentionally left blank.

GENERAL FUND ACCOUNTS COVERING THE PERIOD JULY 1, 2023 TO JUNE 30, 2024
ESTIMATE OF NEEDS FOR 2024-2025

EXHIBIT 'A'

Schedule 1: Current Balance Sheet for June 30, 2024	
	Amount
ASSETS:	
Cash Balances	\$1,270,994.67
Investments	\$569,709.97
TOTAL ASSETS	\$1,840,704.64
LIABILITIES AND RESERVES:	
Warrants Outstanding	\$665,376.65
Reserve for Interest on Warrants	\$0.00
Reserves From Schedule 8	\$0.00
TOTAL LIABILITIES AND RESERVES	\$665,376.65
CASH FUND BALANCE JUNE 30, 2024	\$1,175,327.99
TOTAL LIABILITIES, RESERVES AND CASH FUND BALANCE	\$1,840,704.64

Schedule 2: Revenue and Requirements, 2023-2024		
REVENUE:	Estimated Budget	Actual Revenue & Expenditures
Revenues, Non-Revenue Receipts & Cash Balances (Schedule 6)	\$7,037,806.89	\$7,636,753.90
LESS: REQUIREMENTS:		
Expenditures (Schedule 8)	\$7,037,806.89	\$6,461,425.91
CASH FUND BALANCE JUNE 30, 2024	\$0.00	\$1,175,327.99

Schedule 3: General Fund Cash Accounts of Current and all Prior Years				
CURRENT AND ALL PRIOR YEARS	2023-24	2022-23	PRE-2022	Total
Cash Balance Reported to Excise Board 6-30-23	\$0.00	\$1,578,845.85	\$0.00	\$1,578,845.85
REVENUES, NON-REVENUE RECEIPTS & CASH BALANCE				
Revenues/Non-Rev (Sch 6 Source Codes 1000 to 5999)	\$6,454,936.82	\$0.00	\$0.00	\$6,454,936.82
Cash Balances Transferred (Sch 6 Source Code 6110)	\$1,181,802.08	-\$1,181,802.08	\$0.00	\$0.00
Prior Year Lapsed Appropriations (Sch 6 Source Code 6130)	\$0.00	\$0.00	\$0.00	\$0.00
Estopped Warrants (Sch 6 Source Code 6140)	\$15.00	-\$15.00	\$0.00	\$0.00
Interfund Transfers (Sch 6 Source Code 6200)	\$0.00	\$0.00	\$0.00	\$0.00
TOTAL REVENUES, NON-REVENUE RECEIPTS & CASH BALANCE	\$7,636,753.90	-\$1,181,817.08	\$0.00	\$6,454,936.82
Warrants Paid of Year in Caption	\$5,796,049.26	\$397,028.77	\$0.00	\$6,193,078.03
TOTAL DISBURSEMENTS	\$5,796,049.26	\$397,028.77	\$0.00	\$6,193,078.03
CASH & INVESTMENTS BALANCE JUNE 30, 2024	\$1,840,704.64	\$0.00	\$0.00	\$1,840,704.64
Reserve for Warrants Outstanding (Schedule 4)	\$665,376.65	\$0.00	\$0.00	\$665,376.65
Reserve for Encumbrances (Schedule 8)	\$0.00	\$0.00	\$0.00	\$0.00
TOTAL LIABILITIES AND RESERVE	\$665,376.65	\$0.00	\$0.00	\$665,376.65
DEFICIT:	\$0.00	\$0.00	\$0.00	\$0.00
CASH FUND BAL FORWARD TO SUCCEEDING YEAR	\$1,175,327.99	\$0.00	\$0.00	\$1,175,327.99

Schedule 4: General Fund Warrant Accounts of Current and all Prior Years				
CURRENT AND ALL PRIOR YEARS	2023-24	2022-23	PRE-2022	Total
Warrants Outstanding 6-30 of Year in Caption	\$0.00	\$397,043.77	\$0.00	\$397,043.77
Warrants Registered During Year	\$6,461,425.91	\$0.00	\$0.00	\$6,461,425.91
TOTAL	\$6,461,425.91	\$397,043.77	\$0.00	\$6,858,469.68
Warrants Paid During Year	\$5,796,049.26	\$397,028.77	\$0.00	\$6,193,078.03
Warrants Converted to Bonds or Judgments	\$0.00	\$0.00	\$0.00	\$0.00
Warrants Estopped by Statute/Canceled	\$0.00	\$15.00	\$0.00	\$15.00
TOTAL WARRANTS RETIRED	\$5,796,049.26	\$397,043.77	\$0.00	\$6,193,093.03
BALANCE WARRANTS OUTSTANDING JUNE 30, 2024	\$665,376.65	\$0.00	\$0.00	\$665,376.65

Schedule 5: 2023 Ad Valorem Tax Account		
ACCOUNTS COVERING THE PERIOD JULY 1, 2023 TO JUNE 30, 2024	36.610 Mills	Amount
2023 Net Valuation Certified to County Excise Board		\$22,964,306.00
Total Proceeds of Levy as Certified		\$840,546.77
Additions:		\$0.00
Deductions:		\$0.00
Gross Balance Tax		\$840,546.77
Less Reserve for Delinquent Tax		\$76,413.34
Reserve for Protests Pending		\$0.00
Balance Available Tax		\$764,133.43
Deduct 2023 Tax Apportioned		\$801,037.75
Net Balance 2023 Tax in Process of Collection		\$0.00
Excess Collections		\$36,904.32

GENERAL FUND ACCOUNTS COVERING THE PERIOD JULY 1, 2023 TO JUNE 30, 2024
ESTIMATE OF NEEDS FOR 2024-2025

EXHIBIT 'A'

Schedule 6: Revenue, Non-Revenue Receipts & Cash Balances		
SOURCE	2023-24 Account	
	AMOUNT ESTIMATED	ACTUALLY COLLECTED
1000 DISTRICT SOURCES OF REVENUE:		
1100 TAXES LEVIED/ASSESSED		
1110 Ad Valorem Tax Levy (Current Year)	\$764,133.43	\$801,037.75
1120 Ad Valorem Tax Levy (Prior Years)	\$0.00	\$28,183.20
1130 Revenue In Lieu Of Taxes	\$0.00	\$1.85
1140 Revenue From Local Governmental Units Other Than Leas	\$0.00	\$0.00
1190 Other Taxes	\$0.00	\$0.00
TOTAL TAXES LEVIED/ASSESSED	\$764,133.43	\$829,222.80
1200 Tuition & Fees	\$0.00	\$0.00
1300 Earnings on Investments and Bond Sales	\$0.00	\$39,813.42
1400 Rental, Disposals and Commissions	\$0.00	\$0.00
1500 Reimbursements	\$0.00	\$29,001.90
1600 Other Local Sources of Revenue	\$0.00	\$9,577.00
1700 Child Nutrition Programs	\$17,077.39	\$17,909.70
1800 Athletics	\$0.00	\$0.00
TOTAL DISTRICT SOURCES OF REVENUE	\$781,210.82	\$925,524.82
2000 INTERMEDIATE SOURCES OF REVENUE:		
2100 County 4 Mill Ad Valorem Tax	\$83,363.37	\$94,721.19
2200 County Apportionment (Mortgage Tax)	\$9,652.95	\$22,044.31
2300 Resale of Property Fund Distribution	\$0.00	\$0.00
2900 Other Intermediate Sources of Revenue	\$0.00	\$0.00
TOTAL INTERMEDIATE SOURCES OF REVENUE	\$93,016.32	\$116,765.50
3000 STATE SOURCES OF REVENUE:		
3100 STATE DEDICATED SOURCES OF REVENUE		
3110 Gross Production Tax	\$1,130.00	\$730.80
3120 Motor Vehicle Collections	\$208,820.37	\$213,881.69
3130 Rural Electric Cooperative Tax	\$172,733.48	\$152,629.20
3140 State School Land Earnings	\$74,707.21	\$84,557.00
3150 Vehicle Tax Stamps	\$44.59	\$41.16
3160 Farm Implement Tax Stamps	\$0.00	\$0.00
3170 Trailers and Mobile Homes	\$0.00	\$0.00
3190 Other Dedicated Revenue	\$0.00	\$0.00
TOTAL STATE DEDICATED SOURCES OF REVENUE	\$457,435.65	\$451,839.85
3200 STATE AID - NONCATEGORICAL		
3210 Foundation and Salary Incentive Aid	\$3,100,369.94	\$3,145,507.12
3220 Mid-Term Adjustment For Attendance	\$0.00	\$0.00
3230 Teacher Consultant Stipend	\$0.00	\$0.00
3240 Disaster Assistance	\$0.00	\$0.00
3250 Flexible Benefit Allowance	\$402,844.80	\$426,105.24
TOTAL STATE AID - NONCATEGORICAL	\$3,503,214.74	\$3,571,612.36
3300 State Aid - Competitive Grants - Categorical	\$0.00	\$0.00
3400 State - Categorical	\$32,487.15	\$105,438.04
3500 Special Programs	\$0.00	\$0.00
3600 Other State Sources of Revenue	\$0.00	\$7,517.78
3700 Child Nutrition Program	\$2,039.40	\$2,022.06
3800 State Vocational Programs - Multi-Source	\$0.00	\$33,720.00
TOTAL STATE SOURCES OF REVENUE	\$3,995,176.94	\$4,172,150.09
4000 FEDERAL SOURCES OF REVENUE:		
4100 Grants-In-Aid Direct From The Federal Government	\$25,165.00	\$25,165.00
4200 Disadvantaged Students	\$233,687.47	\$410,431.43
4300 Individuals With Disabilities	\$147,398.45	\$186,050.89
4400 No Child Left Behind	\$0.00	\$12,067.48
4500 Grants-In-Aid Passed Through Other State/Intermediate Sources	\$0.00	\$0.00
4600 Other Federal Sources Passed Through State Dept Of Education	\$388,877.31	\$395,533.32
4700 Child Nutrition Programs	\$191,472.50	\$190,200.04
4800 Federal Vocational Education	\$0.00	\$0.00
TOTAL FEDERAL SOURCES OF REVENUE	\$986,600.73	\$1,219,448.16
5000 NON-REVENUE RECEIPTS:	\$0.00	\$21,048.25
TOTAL NON-REVENUE RECEIPTS	\$0.00	\$21,048.25
6000 BALANCE SHEET ACCOUNTS:		
6100 CASH ACCOUNTS		
6110 Cash Forward	\$1,181,802.08	\$1,181,802.08
6130 Prior-Year Lapsed Appropriations (Schedule 6)	\$0.00	\$0.00
6140 Estopped Warrants by Statute	\$0.00	\$15.00
TOTAL CASH ACCOUNTS	\$1,181,802.08	\$1,181,817.08
6200 Interfund Transfers	\$0.00	\$0.00
TOTAL BALANCE SHEET ACCOUNTS	\$1,181,802.08	\$1,181,817.08
GRAND TOTAL	\$7,037,806.89	\$7,636,753.90

GENERAL FUND ACCOUNTS COVERING THE PERIOD JULY 1, 2023 TO JUNE 30, 2024
ESTIMATE OF NEEDS FOR 2024-2025

EXHIBIT 'A'

Schedule 6: Revenue, Non-Revenue Receipts & Cash Balances (Continued)				
SOURCE	2023-24 Account OVER/UNDER	BASIS AND LIMIT OF ENSUING	ESTIMATED BY GOVERNING BOARD	APPROVED BY EXCISE BOARD
1000 DISTRICT SOURCES OF REVENUE:				
1100 TAXES LEVIED/ASSESSED				
1110 Ad Valorem Tax Levy (Current Year)	\$36,904.32	96.79%	\$775,350.36	\$775,350.36
1120 Ad Valorem Tax Levy (Prior Years)	\$28,183.20	0.00%	\$0.00	\$0.00
1130 Revenue In Lieu Of Taxes	\$1.85	0.00%	\$0.00	\$0.00
1140 Revenue From Local Governmental Units Other Than Leas	\$0.00	0.00%	\$0.00	\$0.00
1190 Other Taxes	\$0.00	0.00%	\$0.00	\$0.00
TOTAL TAXES LEVIED/ASSESSED	\$65,089.37		\$775,350.36	\$775,350.36
1200 Tuition & Fees	\$0.00	0.00%	\$0.00	\$0.00
1300 Earnings on Investments and Bond Sales	\$39,813.42	0.00%	\$0.00	\$0.00
1400 Rental, Disposals and Commissions	\$0.00	0.00%	\$0.00	\$0.00
1500 Reimbursements	\$29,001.90	0.00%	\$0.00	\$0.00
1600 Other Local Sources of Revenue	\$9,577.00	0.00%	\$0.00	\$0.00
1700 Child Nutrition Programs	\$832.31	95.00%	\$17,014.22	\$17,014.22
1800 Athletics	\$0.00	0.00%	\$0.00	\$0.00
TOTAL DISTRICT SOURCES OF REVENUE	\$144,314.00		\$792,364.58	\$792,364.58
2000 INTERMEDIATE SOURCES OF REVENUE:				
2100 County 4 Mill Ad Valorem Tax	\$11,357.82	90.00%	\$85,249.07	\$85,249.07
2200 County Apportionment (Mortgage Tax)	\$12,391.36	100.00%	\$22,044.31	\$22,044.31
2300 Resale of Property Fund Distribution	\$0.00	0.00%	\$0.00	\$0.00
2900 Other Intermediate Sources of Revenue	\$0.00	0.00%	\$0.00	\$0.00
TOTAL INTERMEDIATE SOURCES OF REVENUE	\$23,749.18		\$107,293.38	\$107,293.38
3000 STATE SOURCES OF REVENUE:				
3100 STATE DEDICATED SOURCES OF REVENUE:				
3110 Gross Production Tax	-\$399.20	100.00%	\$730.80	\$730.80
3120 Motor Vehicle Collections	\$5,061.32	100.00%	\$213,881.69	\$213,881.69
3130 Rural Electric Cooperative Tax	-\$20,104.28	100.00%	\$152,629.20	\$152,629.20
3140 State School Land Earnings	\$9,849.79	100.00%	\$84,557.00	\$84,557.00
3150 Vehicle Tax Stamps	-\$3.43	100.00%	\$41.16	\$41.16
3160 Farm Implement Tax Stamps	\$0.00	0.00%	\$0.00	\$0.00
3170 Trailers and Mobile Homes	\$0.00	0.00%	\$0.00	\$0.00
3190 Other Dedicated Revenue	\$0.00	0.00%	\$0.00	\$0.00
TOTAL STATE DEDICATED SOURCES OF REVENUE	-\$5,595.80		\$451,839.85	\$451,839.85
3200 STATE AID - NONCATEGORICAL				
3210 Foundation and Salary Incentive Aid	\$45,137.18	96.34%	\$3,030,229.61	\$3,030,229.61
3220 Mid-Term Adjustment For Attendance	\$0.00	0.00%	\$0.00	\$0.00
3230 Teacher Consultant Stipend	\$0.00	0.00%	\$0.00	\$0.00
3240 Disaster Assistance	\$0.00	0.00%	\$0.00	\$0.00
3250 Flexible Benefit Allowance	\$23,260.44	103.06%	\$439,147.78	\$439,147.78
TOTAL STATE AID - NONCATEGORICAL	\$68,397.62		\$3,469,377.39	\$3,469,377.39
3300 State Aid - Competitive Grants - Categorical	\$0.00	0.00%	\$0.00	\$0.00
3400 State - Categorical	\$72,950.89	115.88%	\$122,183.07	\$122,183.07
3500 Special Programs	\$0.00	0.00%	\$0.00	\$0.00
3600 Other State Sources of Revenue	\$7,517.78	0.00%	\$0.00	\$0.00
3700 Child Nutrition Program	-\$17.34	95.00%	\$1,920.96	\$1,920.96
3800 State Vocational Programs - Multi-Source	\$33,720.00	0.00%	\$0.00	\$0.00
TOTAL STATE SOURCES OF REVENUE	\$176,973.15		\$4,045,321.27	\$4,045,321.27
4000 FEDERAL SOURCES OF REVENUE:				
4100 Grants-In-Aid Direct From The Federal Government	\$0.00	120.60%	\$30,348.00	\$30,348.00
4200 Disadvantaged Students	\$176,743.96	46.60%	\$191,251.38	\$191,251.38
4300 Individuals With Disabilities	\$38,652.44	68.34%	\$127,141.80	\$127,141.80
4400 No Child Left Behind	\$12,067.48	0.00%	\$0.00	\$0.00
4500 Grants-In-Aid Passed Through Other State/Intermediate Sources	\$0.00	0.00%	\$0.00	\$0.00
4600 Other Federal Sources Passed Through State Dept Of Education	\$6,656.01	0.00%	\$0.00	\$0.00
4700 Child Nutrition Programs	-\$1,272.46	95.00%	\$180,690.04	\$180,690.04
4800 Federal Vocational Education	\$0.00	0.00%	\$0.00	\$0.00
TOTAL FEDERAL SOURCES OF REVENUE	\$232,847.43		\$529,431.22	\$529,431.22
5000 NON-REVENUE RECEIPTS:	\$21,048.25	0.00%	\$0.00	\$0.00
TOTAL NON-REVENUE RECEIPTS	\$21,048.25		\$0.00	\$0.00
6000 BALANCE SHEET ACCOUNTS:				
6100 CASH ACCOUNTS				
6110 Cash Forward	\$0.00	99.45%	\$1,175,327.99	\$1,175,327.99
6130 Prior-Year Lapsed Appropriations (Schedule 6)	\$0.00	0.00%	\$0.00	\$0.00
6140 Estopped Warrants by Statute	\$15.00	0.00%	\$0.00	\$0.00
TOTAL CASH ACCOUNTS	\$15.00		\$1,175,327.99	\$1,175,327.99
6200 Interfund Transfers	\$0.00	0.00%	\$0.00	\$0.00
TOTAL BALANCE SHEET ACCOUNTS	\$15.00		\$1,175,327.99	\$1,175,327.99
GRAND TOTAL	\$598,947.01		\$6,649,738.44	\$6,649,738.44

GENERAL FUND ACCOUNTS COVERING THE PERIOD JULY 1, 2023 TO JUNE 30, 2024
ESTIMATE OF NEEDS FOR 2024-2025

EXHIBIT 'A'

Schedule 7: Report of Prior Year Warrants Issued From Reserves			
FISCAL YEAR ENDING JUNE 30, 2023			
	RESERVES 06-30-2023	WARRANTS ISSUED SINCE	BALANCE LAPSED
TOTAL PRIOR YEAR RESERVES	\$0.00	\$0.00	\$0.00

Schedule 8: Report of Current Year Expenditures			
FISCAL YEAR ENDING JUNE 30, 2024			
APPROPRIATED ACCOUNTS	APPROPRIATIONS		
	ORIGINAL	SUPPLEMENTAL ADJUSTMENTS	FINAL APPROPRIATIONS
1000 INSTRUCTION	\$4,037,523.07	\$0.00	\$4,037,523.07
2000 SUPPORT SERVICES:			
2100 Support Services - Students	\$375,436.35	\$0.00	\$375,436.35
2200 Support Services - Instructional Staff	\$178,191.01	\$0.00	\$178,191.01
2300 Support Services - General Administration	\$208,445.59	\$0.00	\$208,445.59
2400 Support Services - School Administration	\$417,930.83	\$0.00	\$417,930.83
2500 Support Services - Business	\$210,297.49	\$0.00	\$210,297.49
2600 Operations And Maintenance of Plant Services	\$855,876.96	\$0.00	\$855,876.96
2700 Student Transportation Services	\$204,913.13	\$0.00	\$204,913.13
TOTAL SUPPORT SERVICES	\$2,451,091.36	\$0.00	\$2,451,091.36
3000 OPERATION OF NON-INSTRUCTION SERVICES:			
3100 Child Nutrition Programs Operations	\$201,467.58	\$0.00	\$201,467.58
3200 Other Enterprise Service Operations	\$0.00	\$0.00	\$0.00
3300 Community Services Operations	\$0.00	\$0.00	\$0.00
TOTAL OPERATION OF NON-INSTRUCTIONAL SERVICES	\$201,467.58	\$0.00	\$201,467.58
4000 FACILITIES ACQUISITION & CONSTRUCTION SERVICES:			
4200 Land Acquisition Services	\$0.00	\$0.00	\$0.00
4300 Land Improvement Services	\$54,106.29	\$0.00	\$54,106.29
4400 Architecture and Engineering Services	\$0.00	\$0.00	\$0.00
4500 Educational Specifications Development Services	\$0.00	\$0.00	\$0.00
4600 Building Acquisition and Construction Services	\$0.00	\$0.00	\$0.00
4700 Building Improvement Services	\$293,442.86	\$0.00	\$293,442.86
TOTAL FACILITIES ACQUISITION & CONST. SERVICES	\$347,549.15	\$0.00	\$347,549.15
5000 OTHER OUTLAYS:			
5100 Debt Service	\$0.00	\$0.00	\$0.00
5200 Fund Transfer/Reimbursement (Child Nutrition Fund)	\$0.00	\$0.00	\$0.00
5300 Clearing Account	\$0.00	\$0.00	\$0.00
5400 Indirect Cost Entitlement	\$0.00	\$0.00	\$0.00
5500 Private Nonprofit Schools	\$0.00	\$0.00	\$0.00
5600 Correcting Entry	\$175.73	\$0.00	\$175.73
5800 Charter School Reimbursement	\$0.00	\$0.00	\$0.00
5900 Arbitrage	\$0.00	\$0.00	\$0.00
TOTAL OTHER OUTLAYS	\$175.73	\$0.00	\$175.73
7000 OTHER USES / UNBUDGETED ITEMS:	\$0.00	\$0.00	\$0.00
8000 REPAYMENTS:	\$0.00	\$0.00	\$0.00
TOTAL GENERAL FUND 2023-24 FISCAL YEAR	\$7,037,806.89	\$0.00	\$7,037,806.89

GENERAL FUND ACCOUNTS COVERING TIME PERIOD JULY 1, 2023 TO JUNE 30, 2024
ESTIMATE OF NEEDS FOR 2024-2025

EXHIBIT 'A'

Schedule 8: Report of Current Year Expenditures (Continued)				
FISCAL YEAR ENDING JUNE 30, 2024				
APPROPRIATED ACCOUNTS	WARRANTS ISSUED	RESERVES	LAPSED BALANCE KNOWN TO BE UNENCUMBERED	2023-2024 EXPENDITURES FOR CURRENT EXPENSE PURPOSES
1000 INSTRUCTION:	\$3,461,142.09	\$0.00	\$576,380.98	\$3,461,142.09
2000 SUPPORT SERVICES:				
2100 Support Services - Students	\$375,436.35	\$0.00	\$0.00	\$375,436.35
2200 Support Services - Instructional Staff	\$178,191.01	\$0.00	\$0.00	\$178,191.01
2300 Support Services - General Administration	\$208,445.59	\$0.00	\$0.00	\$208,445.59
2400 Support Services - School Administration	\$417,930.83	\$0.00	\$0.00	\$417,930.83
2500 Support Services - Business	\$210,297.49	\$0.00	\$0.00	\$210,297.49
2600 Operations And Maintenance of Plant Services	\$855,876.96	\$0.00	\$0.00	\$855,876.96
2700 Student Transportation Services	\$204,913.13	\$0.00	\$0.00	\$204,913.13
TOTAL SUPPORT SERVICES	\$2,451,091.36	\$0.00	\$0.00	\$2,451,091.36
3000 OPERATION OF NON-INSTRUCTION SERVICES:				
3100 Child Nutrition Programs Operations	\$201,467.58	\$0.00	\$0.00	\$201,467.58
3200 Other Enterprise Service Operations	\$0.00	\$0.00	\$0.00	\$0.00
3300 Community Services Operations	\$0.00	\$0.00	\$0.00	\$0.00
TOTAL OPERATION OF NON-INSTRUCTIONAL SERVICES	\$201,467.58	\$0.00	\$0.00	\$201,467.58
4000 FACILITIES ACQUISITION & CONSTRUCTION SERVICES:				
4200 Land Acquisition Services	\$0.00	\$0.00	\$0.00	\$0.00
4300 Land Improvement Services	\$54,106.29	\$0.00	\$0.00	\$54,106.29
4400 Architecture and Engineering Services	\$0.00	\$0.00	\$0.00	\$0.00
4500 Educational Specifications Development Services	\$0.00	\$0.00	\$0.00	\$0.00
4600 Building Acquisition and Construction Services	\$0.00	\$0.00	\$0.00	\$0.00
4700 Building Improvement Services	\$293,442.86	\$0.00	\$0.00	\$293,442.86
TOTAL FACILITIES ACQUISITION & CONST. SERVICES	\$347,549.15	\$0.00	\$0.00	\$347,549.15
5000 OTHER OUTLAYS:				
5100 Debt Service	\$0.00	\$0.00	\$0.00	\$0.00
5200 Fund Transfer/Reimbursement (Child Nutrition Fund)	\$0.00	\$0.00	\$0.00	\$0.00
5300 Clearing Account	\$0.00	\$0.00	\$0.00	\$0.00
5400 Indirect Cost Entitlement	\$0.00	\$0.00	\$0.00	\$0.00
5500 Private Nonprofit Schools	\$0.00	\$0.00	\$0.00	\$0.00
5600 Correcting Entry	\$175.73	\$0.00	\$0.00	\$175.73
5800 Charter School Reimbursement	\$0.00	\$0.00	\$0.00	\$0.00
5900 Arbitrage	\$0.00	\$0.00	\$0.00	\$0.00
TOTAL OTHER OUTLAYS	\$175.73	\$0.00	\$0.00	\$175.73
7000 OTHER USES / UNBUDGETED ITEMS:	\$0.00	\$0.00	\$0.00	\$0.00
8000 REPAYMENTS:	\$0.00	\$0.00	\$0.00	\$0.00
TOTAL GENERAL FUND 2023-24 FISCAL YEAR	\$6,461,425.91	\$0.00	\$576,380.98	\$6,461,425.91

ESTIMATE OF NEEDS FOR THE FISCAL YEAR 2024-25		Estimate of Needs by	Approved by
PURPOSE:		Governing Board	County Excise Board
Current Expense		\$6,649,738.44	\$6,649,738.44
Pro rata share of County Assessor's Budget as determined by County Excise Board		\$0.00	\$0.00
GRAND TOTAL - Home School		\$6,649,738.44	\$6,649,738.44

CO-OP FUND ACCOUNTS COVERING THE PERIOD JULY 1, 2023 TO JUNE 30, 2024
ESTIMATE OF NEEDS FOR 2024-2025

EXHIBIT 'B'

Schedule 1: Current Balance Sheet for June 30, 2024	
	Amount
ASSETS:	
Cash Balances	\$17,267.42
Investments	\$0.00
TOTAL ASSETS	\$17,267.42
LIABILITIES AND RESERVES:	
Warrants Outstanding	\$0.00
Reserve for Interest on Warrants	\$0.00
Reserves From Schedule 8	\$0.00
TOTAL LIABILITIES AND RESERVES	\$0.00
CASH FUND BALANCE JUNE 30, 2024	\$17,267.42
TOTAL LIABILITIES, RESERVES AND CASH FUND BALANCE	\$17,267.42

Schedule 2: Revenue and Requirements, 2023-2024		
REVENUE:	Estimated Budget	Actual Revenue & Expenditures
Revenues, Non-Revenue Receipts & Cash Balances (Schedule 6)	\$17,267.42	\$17,267.42
LESS: REQUIREMENTS:		
Expenditures (Schedule 8)	\$17,267.42	\$0.00
CASH FUND BALANCE JUNE 30, 2024	\$0.00	\$17,267.42

Schedule 3: Co-op Fund Cash Accounts of Current and all Prior Years				
CURRENT AND ALL PRIOR YEARS	2023-24	2022-23	PRE-2022	Total
Cash Balance Reported to Excise Board 6-30--2	\$0.00	\$17,267.42	\$0.00	\$17,267.42
REVENUES, NON-REVENUE RECEIPTS & CASH BALANCE				
Revenues/Non-Rev (Sch 6 Source Codes 1000 to 5999)	\$0.00	\$0.00	\$0.00	\$0.00
Cash Balances Transferred (Sch 6 Source Code 6110)	\$17,267.42	-\$17,267.42	\$0.00	\$0.00
Prior Year Lapsed Appropri (Sch 6 Source Code 6130)	\$0.00	\$0.00	\$0.00	\$0.00
Estopped Warrants (Sch 6 Source Code 6140)	\$0.00	\$0.00	\$0.00	\$0.00
Interfund Transfers (Sch 6 Source Code 6200)	\$0.00	\$0.00	\$0.00	\$0.00
TOTAL REVENUES, NON-REVENUE RECEIPTS & CASH BALANCE	\$17,267.42	-\$17,267.42	\$0.00	\$0.00
Warrants Paid of Year in Caption	\$0.00	\$0.00	\$0.00	\$0.00
TOTAL DISBURSEMENTS	\$0.00	\$0.00	\$0.00	\$0.00
CASH & INVESTMENTS BALANCE JUNE 30, -1	\$17,267.42	\$0.00	\$0.00	\$17,267.42
Reserve for Warrants Outstanding (Schedule 4)	\$0.00	\$0.00	\$0.00	\$0.00
Reserve for Encumbrances (Schedule 8)	\$0.00	\$0.00	\$0.00	\$0.00
TOTAL LIABILITIES AND RESERVE	\$0.00	\$0.00	\$0.00	\$0.00
DEFICIT:	\$0.00	\$0.00	\$0.00	\$0.00
CASH FUND BAL FORWARD TO SUCCEEDING YEAR	\$17,267.42	\$0.00	\$0.00	\$17,267.42

Schedule 4: Co-op Fund Warrant Accounts of Current and all Prior Years				
CURRENT AND ALL PRIOR YEARS	2023-24	2022-23	PRE-2022	Total
Warrants Outstanding 6-30 of Year in Caption	\$0.00	\$0.00	\$0.00	\$0.00
Warrants Registered During Year	\$0.00	\$0.00	\$0.00	\$0.00
TOTAL	\$0.00	\$0.00	\$0.00	\$0.00
Warrants Paid During Year	\$0.00	\$0.00	\$0.00	\$0.00
Warrants Converted to Bonds or Judgments	\$0.00	\$0.00	\$0.00	\$0.00
Warrants Estopped by Statute/Canceled	\$0.00	\$0.00	\$0.00	\$0.00
TOTAL WARRANTS RETIRED	\$0.00	\$0.00	\$0.00	\$0.00
BALANCE WARRANTS OUTSTANDING JUNE 30, 2024	\$0.00	\$0.00	\$0.00	\$0.00

CO-OP FUND ACCOUNTS COVERING THE PERIOD JULY 1, 2023 TO JUNE 30, 2024
ESTIMATE OF NEEDS FOR 2024-2025

EXHIBIT 'B'

Schedule 6: Revenue, Non-Revenue Receipts & Cash Balances		
SOURCE	2023-24 Account	
	AMOUNT ESTIMATED	ACTUALLY COLLECTED
1000 DISTRICT SOURCES OF REVENUE:		
1100 TAXES LEVIED/ASSESSED		
1110 Ad Valorem Tax Levy (Current Year)	\$0.00	\$0.00
1120 Ad Valorem Tax Levy (Prior Years)	\$0.00	\$0.00
1130 Revenue In Lieu Of Taxes	\$0.00	\$0.00
1140 Revenue From Local Governmental Units Other Than Leas	\$0.00	\$0.00
1190 Other Taxes	\$0.00	\$0.00
TOTAL TAXES LEVIED/ASSESSED	\$0.00	\$0.00
1200 Tuition & Fees	\$0.00	\$0.00
1300 Earnings on Investments and Bond Sales	\$0.00	\$0.00
1400 Rental, Disposals and Commissions	\$0.00	\$0.00
1500 Reimbursements	\$0.00	\$0.00
1600 Other Local Sources of Revenue	\$0.00	\$0.00
1700 Child Nutrition Programs	\$0.00	\$0.00
1800 Athletics	\$0.00	\$0.00
TOTAL DISTRICT SOURCES OF REVENUE	\$0.00	\$0.00
2000 INTERMEDIATE SOURCES OF REVENUE		
2100 County 4 Mill Ad Valorem Tax	\$0.00	\$0.00
2200 County Apportionment (Mortgage Tax)	\$0.00	\$0.00
2300 Resale of Property Fund Distribution	\$0.00	\$0.00
2900 Other Intermediate Sources of Revenue	\$0.00	\$0.00
TOTAL INTERMEDIATE SOURCES OF REVENUE	\$0.00	\$0.00
3000 STATE SOURCES OF REVENUE:		
3100 STATE DEDICATED SOURCES OF REVENUE		
3110 Gross Production Tax	\$0.00	\$0.00
3120 Motor Vehicle Collections	\$0.00	\$0.00
3130 Rural Electric Cooperative Tax	\$0.00	\$0.00
3140 State School Land Earnings	\$0.00	\$0.00
3150 Vehicle Tax Stamps	\$0.00	\$0.00
3160 Farm Implement Tax Stamps	\$0.00	\$0.00
3170 Trailers and Mobile Homes	\$0.00	\$0.00
3190 Other Dedicated Revenue	\$0.00	\$0.00
TOTAL STATE DEDICATED SOURCES OF REVENUE	\$0.00	\$0.00
3200 STATE AID - NONCATEGORICAL		
3210 Foundation and Salary Incentive Aid	\$0.00	\$0.00
3220 Mid-Term Adjustment For Attendance	\$0.00	\$0.00
3230 Teacher Consultant Stipend	\$0.00	\$0.00
3240 Disaster Assistance	\$0.00	\$0.00
3250 Flexible Benefit Allowance	\$0.00	\$0.00
TOTAL STATE AID - NONCATEGORICAL	\$0.00	\$0.00
3300 State Aid - Competitive Grants - Categorical	\$0.00	\$0.00
3400 State - Categorical	\$0.00	\$0.00
3500 Special Programs	\$0.00	\$0.00
3600 Other State Sources of Revenue	\$0.00	\$0.00
3700 Child Nutrition Program	\$0.00	\$0.00
3800 State Vocational Programs - Multi-Source	\$0.00	\$0.00
TOTAL STATE SOURCES OF REVENUE	\$0.00	\$0.00
4000 FEDERAL SOURCES OF REVENUE:		
4100 Grants-In-Aid Direct From The Federal Government	\$0.00	\$0.00
4200 Disadvantaged Students	\$0.00	\$0.00
4300 Individuals With Disabilities	\$0.00	\$0.00
4400 No Child Left Behind	\$0.00	\$0.00
4500 Grants-In-Aid Passed Through Other State/Intermediate Sources	\$0.00	\$0.00
4600 Other Federal Sources Passed Through State Dept Of Education	\$0.00	\$0.00
4700 Child Nutrition Programs	\$0.00	\$0.00
4800 Federal Vocational Education	\$0.00	\$0.00
TOTAL FEDERAL SOURCES OF REVENUE	\$0.00	\$0.00
5000 NON-REVENUE RECEIPTS:		
TOTAL NON-REVENUE RECEIPTS	\$0.00	\$0.00
6000 BALANCE SHEET ACCOUNTS		
6100 CASH ACCOUNTS		
6110 Cash Forward	\$17,267.42	\$17,267.42
6130 Prior-Year Lapsed Appropriations (Schedule 6)	\$0.00	\$0.00
6140 Estopped Warrants by Statute	\$0.00	\$0.00
TOTAL CASH ACCOUNTS	\$17,267.42	\$17,267.42
6200 Interfund Transfers	\$0.00	\$0.00
TOTAL BALANCE SHEET ACCOUNTS	\$17,267.42	\$17,267.42
GRAND TOTAL	\$17,267.42	\$17,267.42

CO-OP FUND ACCOUNTS COVERING THE PERIOD JULY 1, 2023 TO JUNE 30, 2024
ESTIMATE OF NEEDS FOR 2024-2025

EXHIBIT 'B'

Schedule 6: Revenue, Non-Revenue Receipts & Cash Balances (Continued)				
SOURCE	2023-24 Account	BASIS AND LIMIT OF ENSUING	ESTIMATED BY GOVERNING BOARD	APPROVED BY EXCISE BOARD
	OVER/UNDER			
1000 DISTRICT SOURCES OF REVENUE:				
1100 TAXES LEVIED/ASSESSED				
1110 Ad Valorem Tax Levy (Current Year)	\$0.00	0.00%	\$0.00	\$0.00
1120 Ad Valorem Tax Levy (Prior Years)	\$0.00	0.00%	\$0.00	\$0.00
1130 Revenue In Lieu Of Taxes	\$0.00	0.00%	\$0.00	\$0.00
1140 Revenue From Local Governmental Units Other Than Leas	\$0.00	0.00%	\$0.00	\$0.00
1190 Other Taxes	\$0.00	0.00%	\$0.00	\$0.00
TOTAL TAXES LEVIED/ASSESSED	\$0.00		\$0.00	\$0.00
1200 Tuition & Fees	\$0.00	0.00%	\$0.00	\$0.00
1300 Earnings on Investments and Bond Sales	\$0.00	0.00%	\$0.00	\$0.00
1400 Rental, Disposals and Commissions	\$0.00	0.00%	\$0.00	\$0.00
1500 Reimbursements	\$0.00	0.00%	\$0.00	\$0.00
1600 Other Local Sources of Revenue	\$0.00	0.00%	\$0.00	\$0.00
1700 Child Nutrition Programs	\$0.00	0.00%	\$0.00	\$0.00
1800 Athletics	\$0.00	0.00%	\$0.00	\$0.00
TOTAL DISTRICT SOURCES OF REVENUE	\$0.00		\$0.00	\$0.00
2000 INTERMEDIATE SOURCES OF REVENUE				
2100 County 4 Mill Ad Valorem Tax	\$0.00	0.00%	\$0.00	\$0.00
2200 County Apportionment (Mortgage Tax)	\$0.00	0.00%	\$0.00	\$0.00
2300 Resale of Property Fund Distribution	\$0.00	0.00%	\$0.00	\$0.00
2900 Other Intermediate Sources of Revenue	\$0.00	0.00%	\$0.00	\$0.00
TOTAL INTERMEDIATE SOURCES OF REVENUE	\$0.00		\$0.00	\$0.00
3000 STATE SOURCES OF REVENUE:				
3100 STATE DEDICATED SOURCES OF REVENUE:				
3110 Gross Production Tax	\$0.00	0.00%	\$0.00	\$0.00
3120 Motor Vehicle Collections	\$0.00	0.00%	\$0.00	\$0.00
3130 Rural Electric Cooperative Tax	\$0.00	0.00%	\$0.00	\$0.00
3140 State School Land Earnings	\$0.00	0.00%	\$0.00	\$0.00
3150 Vehicle Tax Stamps	\$0.00	0.00%	\$0.00	\$0.00
3160 Farm Implement Tax Stamps	\$0.00	0.00%	\$0.00	\$0.00
3170 Trailers and Mobile Homes	\$0.00	0.00%	\$0.00	\$0.00
3190 Other Dedicated Revenue	\$0.00	0.00%	\$0.00	\$0.00
TOTAL STATE DEDICATED SOURCES OF REVENUE	\$0.00		\$0.00	\$0.00
3200 STATE AID - NONCATEGORICAL				
3210 Foundation and Salary Incentive Aid	\$0.00	0.00%	\$0.00	\$0.00
3220 Mid-Term Adjustment For Attendance	\$0.00	0.00%	\$0.00	\$0.00
3230 Teacher Consultant Stipend	\$0.00	0.00%	\$0.00	\$0.00
3240 Disaster Assistance	\$0.00	0.00%	\$0.00	\$0.00
3250 Flexible Benefit Allowance	\$0.00	0.00%	\$0.00	\$0.00
TOTAL STATE AID - NONCATEGORICAL	\$0.00		\$0.00	\$0.00
3300 State Aid - Competitive Grants - Categorical	\$0.00	0.00%	\$0.00	\$0.00
3400 State - Categorical	\$0.00	0.00%	\$0.00	\$0.00
3500 Special Programs	\$0.00	0.00%	\$0.00	\$0.00
3600 Other State Sources of Revenue	\$0.00	0.00%	\$0.00	\$0.00
3700 Child Nutrition Program	\$0.00	0.00%	\$0.00	\$0.00
3800 State Vocational Programs - Multi-Source	\$0.00	0.00%	\$0.00	\$0.00
TOTAL STATE SOURCES OF REVENUE	\$0.00		\$0.00	\$0.00
4000 FEDERAL SOURCES OF REVENUE:				
4100 Grants-In-Aid Direct From The Federal Government	\$0.00	0.00%	\$0.00	\$0.00
4200 Disadvantaged Students	\$0.00	0.00%	\$0.00	\$0.00
4300 Individuals With Disabilities	\$0.00	0.00%	\$0.00	\$0.00
4400 No Child Left Behind	\$0.00	0.00%	\$0.00	\$0.00
4500 Grants-In-Aid Passed Through Other State/Intermediate Sources	\$0.00	0.00%	\$0.00	\$0.00
4600 Other Federal Sources Passed Through State Dept Of Education	\$0.00	0.00%	\$0.00	\$0.00
4700 Child Nutrition Programs	\$0.00	0.00%	\$0.00	\$0.00
4800 Federal Vocational Education	\$0.00	0.00%	\$0.00	\$0.00
TOTAL FEDERAL SOURCES OF REVENUE	\$0.00		\$0.00	\$0.00
5000 NON-REVENUE RECEIPTS:				
TOTAL NON-REVENUE RECEIPTS	\$0.00	0.00%	\$0.00	\$0.00
6000 BALANCE SHEET ACCOUNTS:				
6100 CASH ACCOUNTS				
6110 Cash Forward	\$0.00	100.00%	\$17,267.42	\$17,267.42
6130 Prior-Year Lapsed Appropriations (Schedule 6)	\$0.00	0.00%	\$0.00	\$0.00
6140 Estopped Warrants by Statute	\$0.00	0.00%	\$0.00	\$0.00
TOTAL CASH ACCOUNTS	\$0.00		\$17,267.42	\$17,267.42
6200 Interfund Transfers	\$0.00	0.00%	\$0.00	\$0.00
TOTAL BALANCE SHEET ACCOUNTS	\$0.00		\$17,267.42	\$17,267.42
GRAND TOTAL	\$0.00		\$17,267.42	\$17,267.42

CO-OP FUND ACCOUNTS COVERING THE PERIOD JULY 1, 2023 TO JUNE 30, 2024
ESTIMATE OF NEEDS FOR 2024-2025

EXHIBIT 'B'

Schedule 7: Report of Prior Year Warrants Issued From Reserves			
FISCAL YEAR ENDING JUNE 30, 2023			
	RESERVES 06-30-2023	WARRANTS ISSUED SINCE	BALANCE LAPSED
TOTAL PRIOR YEAR RESERVES	\$0.00	\$0.00	\$0.00

Schedule 8: Report of Current Year Expenditures			
APPROPRIATED ACCOUNTS	FISCAL YEAR ENDING JUNE 30, 2024		
	APPROPRIATIONS		
	ORIGINAL	SUPPLEMENTAL ADJUSTMENTS	FINAL APPROPRIATIONS
1000 INSTRUCTION:	\$0.00	\$0.00	\$0.00
2000 SUPPORT SERVICES:			
2100 Support Services - Students	\$0.00	\$0.00	\$0.00
2200 Support Services - Instructional Staff	\$0.00	\$0.00	\$0.00
2300 Support Services - General Administration	\$0.00	\$0.00	\$0.00
2400 Support Services - School Administration	\$0.00	\$0.00	\$0.00
2500 Support Services - Business	\$0.00	\$0.00	\$0.00
2600 Operations And Maintenance of Plant Services	\$0.00	\$0.00	\$0.00
2700 Student Transportation Services	\$0.00	\$0.00	\$0.00
TOTAL SUPPORT SERVICES	\$0.00	\$0.00	\$0.00
3000 OPERATION OF NON-INSTRUCTION SERVICES:			
3100 Child Nutrition Programs Operations	\$0.00	\$0.00	\$0.00
3200 Other Enterprise Service Operations	\$0.00	\$0.00	\$0.00
3300 Community Services Operations	\$0.00	\$0.00	\$0.00
TOTAL OPERATION OF NON-INSTRUCTIONAL SERVICES	\$0.00	\$0.00	\$0.00
4000 FACILITIES ACQUISITION & CONSTRUCTION SERVICES:			
4200 Land Acquisition Services	\$0.00	\$0.00	\$0.00
4300 Land Improvement Services	\$0.00	\$0.00	\$0.00
4400 Architecture and Engineering Services	\$0.00	\$0.00	\$0.00
4500 Educational Specifications Development Services	\$0.00	\$0.00	\$0.00
4600 Building Acquisition and Construction Services	\$0.00	\$0.00	\$0.00
4700 Building Improvement Services	\$0.00	\$0.00	\$0.00
TOTAL FACILITIES ACQUISITION & CONST. SERVICES	\$0.00	\$0.00	\$0.00
5000 OTHER OUTLAYS:			
5100 Debt Service	\$0.00	\$0.00	\$0.00
5200 Fund Transfer/Reimbursement (Child Nutrition Fund)	\$0.00	\$0.00	\$0.00
5300 Clearing Account	\$0.00	\$0.00	\$0.00
5400 Indirect Cost Entitlement	\$0.00	\$0.00	\$0.00
5500 Private Nonprofit Schools	\$0.00	\$0.00	\$0.00
5600 Correcting Entry	\$0.00	\$0.00	\$0.00
5800 Charter School Reimbursement	\$0.00	\$0.00	\$0.00
5900 Arbitrage	\$0.00	\$0.00	\$0.00
TOTAL OTHER OUTLAYS	\$0.00	\$0.00	\$0.00
7000 OTHER USES / UNBUDGETED ITEMS:	\$17,267.42	\$0.00	\$17,267.42
8000 REPAYMENTS:	\$0.00	\$0.00	\$0.00
TOTAL CO-OP FUND 2023-24 FISCAL YEAR	\$17,267.42	\$0.00	\$17,267.42

CO-OP FUND ACCOUNTS COVERING THE PERIOD JULY 1, 2023 TO JUNE 30, 2024
ESTIMATE OF NEEDS FOR 2024-2025

EXHIBIT 'B'

Schedule 8: Report of Current Year Expenditures (Continued)				
FISCAL YEAR ENDING JUNE 30, 2024				
APPROPRIATED ACCOUNTS	WARRANTS ISSUED	RESERVES	LAPSED BALANCE KNOWN TO BE UNENCUMBERED	2023-2024 EXPENDITURES FOR CURRENT EXPENSE PURPOSES
1000 INSTRUCTION:	\$0.00	\$0.00	\$0.00	\$0.00
2000 SUPPORT SERVICES:				
2100 Support Services - Students	\$0.00	\$0.00	\$0.00	\$0.00
2200 Support Services - Instructional Staff	\$0.00	\$0.00	\$0.00	\$0.00
2300 Support Services - General Administration	\$0.00	\$0.00	\$0.00	\$0.00
2400 Support Services - School Administration	\$0.00	\$0.00	\$0.00	\$0.00
2500 Support Services - Business	\$0.00	\$0.00	\$0.00	\$0.00
2600 Operations And Maintenance of Plant Services	\$0.00	\$0.00	\$0.00	\$0.00
2700 Student Transportation Services	\$0.00	\$0.00	\$0.00	\$0.00
TOTAL SUPPORT SERVICES	\$0.00	\$0.00	\$0.00	\$0.00
3000 OPERATION OF NON-INSTRUCTION SERVICES:				
3100 Child Nutrition Programs Operations	\$0.00	\$0.00	\$0.00	\$0.00
3200 Other Enterprise Service Operations	\$0.00	\$0.00	\$0.00	\$0.00
3300 Community Services Operations	\$0.00	\$0.00	\$0.00	\$0.00
TOTAL OPERATION OF NON-INSTRUCTIONAL SERVICES	\$0.00	\$0.00	\$0.00	\$0.00
4000 FACILITIES ACQUISITION & CONSTRUCTION SERVICES:				
4200 Land Acquisition Services	\$0.00	\$0.00	\$0.00	\$0.00
4300 Land Improvement Services	\$0.00	\$0.00	\$0.00	\$0.00
4400 Architecture and Engineering Services	\$0.00	\$0.00	\$0.00	\$0.00
4500 Educational Specifications Development Services	\$0.00	\$0.00	\$0.00	\$0.00
4600 Building Acquisition and Construction Services	\$0.00	\$0.00	\$0.00	\$0.00
4700 Building Improvement Services	\$0.00	\$0.00	\$0.00	\$0.00
TOTAL FACILITIES ACQUISITION & CONST. SERVICES	\$0.00	\$0.00	\$0.00	\$0.00
5000 OTHER OUTLAYS:				
5100 Debt Service	\$0.00	\$0.00	\$0.00	\$0.00
5200 Fund Transfer/Reimbursement (Child Nutrition Fund)	\$0.00	\$0.00	\$0.00	\$0.00
5300 Clearing Account	\$0.00	\$0.00	\$0.00	\$0.00
5400 Indirect Cost Entitlement	\$0.00	\$0.00	\$0.00	\$0.00
5500 Private Nonprofit Schools	\$0.00	\$0.00	\$0.00	\$0.00
5600 Correcting Entry	\$0.00	\$0.00	\$0.00	\$0.00
5800 Charter School Reimbursement	\$0.00	\$0.00	\$0.00	\$0.00
5900 Arbitrage	\$0.00	\$0.00	\$0.00	\$0.00
TOTAL OTHER OUTLAYS	\$0.00	\$0.00	\$0.00	\$0.00
7000 OTHER USES / UNBUDGETED ITEMS:	\$0.00	\$0.00	\$17,267.42	\$0.00
8000 REPAYMENTS:	\$0.00	\$0.00	\$0.00	\$0.00
TOTAL CO-OP FUND 2023-24 FISCAL YEAR	\$0.00	\$0.00	\$17,267.42	\$0.00

ESTIMATE OF NEEDS FOR THE FISCAL YEAR 2024-25		Estimate of Needs by Governing Board	Approved by County Excise Board
PURPOSE:			
Current Expense		\$17,267.42	\$17,267.42
Pro rata share of County Assessor's Budget as determined by County Excise Board		\$0.00	\$0.00
GRAND TOTAL - Home School		\$17,267.42	\$17,267.42

BUILDING FUND ACCOUNTS COVERING THE PERIOD JULY 1, 2023 TO JUNE 30, 2024
ESTIMATE OF NEEDS FOR 2024-2025

EXHIBIT 'C'

Schedule 1: Current Balance Sheet for June 30, 2024	
	Amount
ASSETS:	
Cash Balances	\$535,844.74
Investments	\$0.00
TOTAL ASSETS	\$535,844.74
LIABILITIES AND RESERVES:	
Warrants Outstanding	\$0.00
Reserve for Interest on Warrants	\$0.00
Reserves From Schedule 8	\$0.00
TOTAL LIABILITIES AND RESERVES	\$0.00
CASH FUND BALANCE JUNE 30, 2024	\$535,844.74
TOTAL LIABILITIES, RESERVES AND CASH FUND BALANCE	\$535,844.74

Schedule 2: Revenue and Requirements, 2023-2024		
REVENUE:	Estimated Budget	Actual Revenue & Expenditures
Revenues, Non-Revenue Receipts & Cash Balances (Schedule 6)	\$513,255.26	\$666,882.39
LESS: REQUIREMENTS:		
Expenditures (Schedule 8)	\$513,255.26	\$131,037.65
CASH FUND BALANCE JUNE 30, 2024	\$0.00	\$535,844.74

Schedule 3: Building Fund Cash Accounts of Current and all Prior Years				
CURRENT AND ALL PRIOR YEARS	2023-24	2022-23	PRE-2022	Total
Cash Balance Reported to Excise Board 6-30-23	\$0.00	\$404,094.09	\$0.00	\$404,094.09
REVENUES, NON-REVENUE RECEIPTS & CASH BALANCE				
Revenues/Non-Rev (Sch 6 Source Codes 1000 to 5999)	\$262,788.30	\$0.00	\$0.00	\$262,788.30
Cash Balances Transferred (Sch 6 Source Code 6110)	\$404,094.09	-\$404,094.09	\$0.00	\$0.00
Prior Year Lapsed Appropri (Sch 6 Source Code 6130)	\$0.00	\$0.00	\$0.00	\$0.00
Estopped Warrants (Sch 6 Source Code 6140)	\$0.00	\$0.00	\$0.00	\$0.00
Interfund Transfers (Sch 6 Source Code 6200)	\$0.00	\$0.00	\$0.00	\$0.00
TOTAL REVENUES, NON-REVENUE RECEIPTS & CASH BALANCE	\$666,882.39	-\$404,094.09	\$0.00	\$262,788.30
Warrants Paid of Year in Caption	\$131,037.65	\$0.00	\$0.00	\$131,037.65
TOTAL DISBURSEMENTS	\$131,037.65	\$0.00	\$0.00	\$131,037.65
CASH & INVESTMENTS BALANCE JUNE 30, 2024	\$535,844.74	\$0.00	\$0.00	\$535,844.74
Reserve for Warrants Outstanding (Schedule 4)	\$0.00	\$0.00	\$0.00	\$0.00
Reserve for Encumbrances (Schedule 8)	\$0.00	\$0.00	\$0.00	\$0.00
TOTAL LIABILITIES AND RESERVE	\$0.00	\$0.00	\$0.00	\$0.00
DEFICIT:	\$0.00	\$0.00	\$0.00	\$0.00
CASH FUND BAL FORWARD TO SUCCEEDING YEAR	\$535,844.74	\$0.00	\$0.00	\$535,844.74

Schedule 4: Building Fund Warrant Accounts of Current and all Prior Years				
CURRENT AND ALL PRIOR YEARS	2023-24	2022-23	PRE-2022	Total
Warrants Outstanding 6-30 of Year in Caption	\$0.00	\$0.00	\$0.00	\$0.00
Warrants Registered During Year	\$131,037.65	\$0.00	\$0.00	\$131,037.65
TOTAL	\$131,037.65	\$0.00	\$0.00	\$131,037.65
Warrants Paid During Year	\$131,037.65	\$0.00	\$0.00	\$131,037.65
Warrants Converted to Bonds or Judgments	\$0.00	\$0.00	\$0.00	\$0.00
Warrants Estopped by Statute/Canceled	\$0.00	\$0.00	\$0.00	\$0.00
TOTAL WARRANTS RETIRED	\$131,037.65	\$0.00	\$0.00	\$131,037.65
BALANCE WARRANTS OUTSTANDING JUNE 30, 2024	\$0.00	\$0.00	\$0.00	\$0.00

Schedule 5: 2023 Ad Valorem Tax Account		
ACCOUNTS COVERING THE PERIOD JULY 1, 2023 TO JUNE 30, 2024	5.230 Mills	Amount
2023 Net Valuation Certified to County Excise Board		\$22,964,306.00
Total Proceeds of Levy as Certified		\$120,077.29
Additions:		\$0.00
Deductions:		\$0.00
Gross Balance Tax		\$120,077.29
Less Reserve for Delinquent Tax		\$10,916.12
Reserve for Protests Pending		\$0.00
Balance Available Tax		\$109,161.17
Deduct 2023 Tax Apportioned		\$114,372.96
Net Balance 2023 Tax in Process of Collection		\$0.00
Excess Collections		\$5,211.79

BUILDING FUND ACCOUNTS COVERING THE PERIOD JULY 1, 2023 TO JUNE 30, 2024
ESTIMATE OF NEEDS FOR 2024-2025

EXHIBIT 'C'

Schedule 6: Revenue, Non-Revenue Receipts & Cash Balances		
SOURCE	2023-24 Account	
	AMOUNT ESTIMATED	ACTUALLY COLLECTED
1000 DISTRICT SOURCES OF REVENUE:		
1100 TAXES LEVIED/ASSESSED		
1110 Ad Valorem Tax Levy (Current Year)	\$109,161.17	\$114,372.96
1120 Ad Valorem Tax Levy (Prior Years)	\$0.00	\$4,086.38
1130 Revenue In Lieu Of Taxes	\$0.00	\$0.26
1140 Revenue From Local Governmental Units Other Than Leas	\$0.00	\$0.00
1190 Other Taxes	\$0.00	\$0.00
TOTAL TAXES LEVIED/ASSESSED	\$109,161.17	\$118,459.60
1200 Tuition & Fees	\$0.00	\$0.00
1300 Earnings on Investments and Bond Sales	\$0.00	\$9,569.57
1400 Rental, Disposals and Commissions	\$0.00	\$0.00
1500 Reimbursements	\$0.00	\$0.00
1600 Other Local Sources of Revenue	\$0.00	\$0.00
1700 Child Nutrition Programs	\$0.00	\$0.00
1800 Athletics	\$0.00	\$0.00
TOTAL DISTRICT SOURCES OF REVENUE	\$109,161.17	\$128,029.17
2000 INTERMEDIATE SOURCES OF REVENUE		
2100 County 4 Mill Ad Valorem Tax	\$0.00	\$0.00
2200 County Apportionment (Mortgage Tax)	\$0.00	\$0.00
2300 Resale of Property Fund Distribution	\$0.00	\$0.00
2900 Other Intermediate Sources of Revenue	\$0.00	\$0.00
TOTAL INTERMEDIATE SOURCES OF REVENUE	\$0.00	\$0.00
3000 STATE SOURCES OF REVENUE:		
3100 STATE DEDICATED SOURCES OF REVENUE		
3110 Gross Production Tax	\$0.00	\$0.00
3120 Motor Vehicle Collections	\$0.00	\$0.00
3130 Rural Electric Cooperative Tax	\$0.00	\$0.00
3140 State School Land Earnings	\$0.00	\$0.00
3150 Vehicle Tax Stamps	\$0.00	\$0.00
3160 Farm Implement Tax Stamps	\$0.00	\$0.00
3170 Trailers and Mobile Homes	\$0.00	\$0.00
3190 Other Dedicated Revenue	\$0.00	\$0.00
TOTAL STATE DEDICATED SOURCES OF REVENUE	\$0.00	\$0.00
3200 STATE AID - NONCATEGORICAL		
3210 Foundation and Salary Incentive Aid	\$0.00	\$0.00
3220 Mid-Term Adjustment For Attendance	\$0.00	\$0.00
3230 Teacher Consultant Stipend	\$0.00	\$0.00
3240 Disaster Assistance	\$0.00	\$0.00
3250 Flexible Benefit Allowance	\$0.00	\$0.00
TOTAL STATE AID - NONCATEGORICAL	\$0.00	\$0.00
3300 State Aid - Competitive Grants - Categorical	\$0.00	\$0.00
3400 State - Categorical	\$0.00	\$134,759.13
3500 Special Programs	\$0.00	\$0.00
3600 Other State Sources of Revenue	\$0.00	\$0.00
3700 Child Nutrition Program	\$0.00	\$0.00
3800 State Vocational Programs - Multi-Source	\$0.00	\$0.00
TOTAL STATE SOURCES OF REVENUE	\$0.00	\$134,759.13
4000 FEDERAL SOURCES OF REVENUE:		
4100 Grants-In-Aid Direct From The Federal Government	\$0.00	\$0.00
4200 Disadvantaged Students	\$0.00	\$0.00
4300 Individuals With Disabilities	\$0.00	\$0.00
4400 No Child Left Behind	\$0.00	\$0.00
4500 Grants-In-Aid Passed Through Other State/Intermediate Sources	\$0.00	\$0.00
4600 Other Federal Sources Passed Through State Dept Of Education	\$0.00	\$0.00
4700 Child Nutrition Programs	\$0.00	\$0.00
4800 Federal Vocational Education	\$0.00	\$0.00
TOTAL FEDERAL SOURCES OF REVENUE	\$0.00	\$0.00
5000 NON-REVENUE RECEIPTS:		
TOTAL NON-REVENUE RECEIPTS	\$0.00	\$0.00
6000 BALANCE SHEET ACCOUNTS		
6100 CASH ACCOUNTS		
6110 Cash Forward	\$404,094.09	\$404,094.09
6130 Prior-Year Lapsed Appropriations (Schedule 6)	\$0.00	\$0.00
6140 Estopped Warrants by Statute	\$0.00	\$0.00
TOTAL CASH ACCOUNTS	\$404,094.09	\$404,094.09
6200 Interfund Transfers	\$0.00	\$0.00
TOTAL BALANCE SHEET ACCOUNTS	\$404,094.09	\$404,094.09
GRAND TOTAL	\$513,255.26	\$666,882.39

BUILDING FUND ACCOUNTS COVERING THE PERIOD JULY 1, 2023 TO JUNE 30, 2024
ESTIMATE OF NEEDS FOR 2024-2025

EXHIBIT 'C'

Schedule 6: Revenue, Non-Revenue Receipts & Cash Balances (Continued)				
SOURCE	2023-24 Account	BASIS AND LIMIT OF ENSUING	ESTIMATED BY GOVERNING BOARD	APPROVED BY EXCISE BOARD
	OVER/UNDER			
1000 DISTRICT SOURCES OF REVENUE:				
1100 TAXES LEVIED/ASSESSED				
1110 Ad Valorem Tax Levy (Current Year)	\$5,211.79	96.84%	\$110,763.59	\$110,763.59
1120 Ad Valorem Tax Levy (Prior Years)	\$4,086.38	0.00%	\$0.00	\$0.00
1130 Revenue In Lieu Of Taxes	\$0.26	0.00%	\$0.00	\$0.00
1140 Revenue From Local Governmental Units Other Than Leas	\$0.00	0.00%	\$0.00	\$0.00
1190 Other Taxes	\$0.00	0.00%	\$0.00	\$0.00
TOTAL TAXES LEVIED/ASSESSED	\$9,298.43		\$110,763.59	\$110,763.59
1200 Tuition & Fees	\$0.00	0.00%	\$0.00	\$0.00
1300 Earnings on Investments and Bond Sales	\$9,569.57	0.00%	\$0.00	\$0.00
1400 Rental, Disposals and Commissions	\$0.00	0.00%	\$0.00	\$0.00
1500 Reimbursements	\$0.00	0.00%	\$0.00	\$0.00
1600 Other Local Sources of Revenue	\$0.00	0.00%	\$0.00	\$0.00
1700 Child Nutrition Programs	\$0.00	0.00%	\$0.00	\$0.00
1800 Athletics	\$0.00	0.00%	\$0.00	\$0.00
TOTAL DISTRICT SOURCES OF REVENUE	\$18,868.00		\$110,763.59	\$110,763.59
2000 INTERMEDIATE SOURCES OF REVENUE				
2100 County 4 Mill Ad Valorem Tax	\$0.00	0.00%	\$0.00	\$0.00
2200 County Apportionment (Mortgage Tax)	\$0.00	0.00%	\$0.00	\$0.00
2300 Resale of Property Fund Distribution	\$0.00	0.00%	\$0.00	\$0.00
2900 Other Intermediate Sources of Revenue	\$0.00	0.00%	\$0.00	\$0.00
TOTAL INTERMEDIATE SOURCES OF REVENUE	\$0.00		\$0.00	\$0.00
3000 STATE SOURCES OF REVENUE:				
3100 STATE DEDICATED SOURCES OF REVENUE:				
3110 Gross Production Tax	\$0.00	0.00%	\$0.00	\$0.00
3120 Motor Vehicle Collections	\$0.00	0.00%	\$0.00	\$0.00
3130 Rural Electric Cooperative Tax	\$0.00	0.00%	\$0.00	\$0.00
3140 State School Land Earnings	\$0.00	0.00%	\$0.00	\$0.00
3150 Vehicle Tax Stamps	\$0.00	0.00%	\$0.00	\$0.00
3160 Farm Implement Tax Stamps	\$0.00	0.00%	\$0.00	\$0.00
3170 Trailers and Mobile Homes	\$0.00	0.00%	\$0.00	\$0.00
3190 Other Dedicated Revenue	\$0.00	0.00%	\$0.00	\$0.00
TOTAL STATE DEDICATED SOURCES OF REVENUE	\$0.00		\$0.00	\$0.00
3200 STATE AID - NONCATEGORICAL				
3210 Foundation and Salary Incentive Aid	\$0.00	0.00%	\$0.00	\$0.00
3220 Mid-Term Adjustment For Attendance	\$0.00	0.00%	\$0.00	\$0.00
3230 Teacher Consultant Stipend	\$0.00	0.00%	\$0.00	\$0.00
3240 Disaster Assistance	\$0.00	0.00%	\$0.00	\$0.00
3250 Flexible Benefit Allowance	\$0.00	0.00%	\$0.00	\$0.00
TOTAL STATE AID - NONCATEGORICAL	\$0.00		\$0.00	\$0.00
3300 State Aid - Competitive Grants - Categorical	\$0.00	0.00%	\$0.00	\$0.00
3400 State - Categorical	\$134,759.13	0.00%	\$0.00	\$0.00
3500 Special Programs	\$0.00	0.00%	\$0.00	\$0.00
3600 Other State Sources of Revenue	\$0.00	0.00%	\$0.00	\$0.00
3700 Child Nutrition Program	\$0.00	0.00%	\$0.00	\$0.00
3800 State Vocational Programs - Multi-Source	\$0.00	0.00%	\$0.00	\$0.00
TOTAL STATE SOURCES OF REVENUE	\$134,759.13		\$0.00	\$0.00
4000 FEDERAL SOURCES OF REVENUE:				
4100 Grants-In-Aid Direct From The Federal Government	\$0.00	0.00%	\$0.00	\$0.00
4200 Disadvantaged Students	\$0.00	0.00%	\$0.00	\$0.00
4300 Individuals With Disabilities	\$0.00	0.00%	\$0.00	\$0.00
4400 No Child Left Behind	\$0.00	0.00%	\$0.00	\$0.00
4500 Grants-In-Aid Passed Through Other State/Intermediate Sources	\$0.00	0.00%	\$0.00	\$0.00
4600 Other Federal Sources Passed Through State Dept Of Education	\$0.00	0.00%	\$0.00	\$0.00
4700 Child Nutrition Programs	\$0.00	0.00%	\$0.00	\$0.00
4800 Federal Vocational Education	\$0.00	0.00%	\$0.00	\$0.00
TOTAL FEDERAL SOURCES OF REVENUE	\$0.00		\$0.00	\$0.00
5000 NON-REVENUE RECEIPTS:				
TOTAL NON-REVENUE RECEIPTS	\$0.00	0.00%	\$0.00	\$0.00
6000 BALANCE SHEET ACCOUNTS				
6100 CASH ACCOUNTS				
6110 Cash Forward	\$0.00	132.60%	\$535,844.74	\$535,844.74
6130 Prior-Year Lapsed Appropriations (Schedule 6)	\$0.00	0.00%	\$0.00	\$0.00
6140 Estopped Warrants by Statute	\$0.00	0.00%	\$0.00	\$0.00
TOTAL CASH ACCOUNTS	\$0.00		\$535,844.74	\$535,844.74
6200 Interfund Transfers	\$0.00	0.00%	\$0.00	\$0.00
TOTAL BALANCE SHEET ACCOUNTS	\$0.00		\$535,844.74	\$535,844.74
GRAND TOTAL	\$153,627.13		\$646,608.33	\$646,608.33

BUILDING FUND ACCOUNTS COVERING THE PERIOD JULY 1, 2023 TO JUNE 30, 2024
ESTIMATE OF NEEDS FOR 2024-2025

EXHIBIT 'C'

Schedule 7: Report of Prior Year Warrants Issued From Reserves			
FISCAL YEAR ENDING JUNE 30, 2023			
	RESERVES 06-30-2023	WARRANTS ISSUED SINCE	BALANCE LAPSED
TOTAL PRIOR YEAR RESERVES	\$0.00	\$0.00	\$0.00

Schedule 8: Report of Current Year Expenditures			
FISCAL YEAR ENDING JUNE 30, 2024			
APPROPRIATED ACCOUNTS	APPROPRIATIONS		
	ORIGINAL	SUPPLEMENTAL ADJUSTMENTS	FINAL APPROPRIATIONS
1000 INSTRUCTION:	\$0.00	\$0.00	\$0.00
2000 SUPPORT SERVICES:			
2100 Support Services - Students	\$0.00	\$0.00	\$0.00
2200 Support Services - Instructional Staff	\$0.00	\$0.00	\$0.00
2300 Support Services - General Administration	\$0.00	\$0.00	\$0.00
2400 Support Services - School Administration	\$0.00	\$0.00	\$0.00
2500 Support Services - Business	\$0.00	\$0.00	\$0.00
2600 Operations And Maintenance of Plant Services	\$0.00	\$0.00	\$0.00
2700 Student Transportation Services	\$0.00	\$0.00	\$0.00
TOTAL SUPPORT SERVICES	\$0.00	\$0.00	\$0.00
3000 OPERATION OF NON-INSTRUCTION SERVICES:			
3100 Child Nutrition Programs Operations	\$0.00	\$0.00	\$0.00
3200 Other Enterprise Service Operations	\$0.00	\$0.00	\$0.00
3300 Community Services Operations	\$0.00	\$0.00	\$0.00
TOTAL OPERATION OF NON-INSTRUCTIONAL SERVICES	\$0.00	\$0.00	\$0.00
4000 FACILITIES ACQUISITION & CONSTRUCTION SERVICES:			
4200 Land Acquisition Services	\$52,233.65	\$0.00	\$52,233.65
4300 Land Improvement Services	\$78,804.00	\$0.00	\$78,804.00
4400 Architecture and Engineering Services	\$0.00	\$0.00	\$0.00
4500 Educational Specifications Development Services	\$0.00	\$0.00	\$0.00
4600 Building Acquisition and Construction Services	\$0.00	\$0.00	\$0.00
4700 Building Improvement Services	\$0.00	\$0.00	\$0.00
TOTAL FACILITIES ACQUISITION & CONST. SERVICES	\$131,037.65	\$0.00	\$131,037.65
5000 OTHER OUTLAYS:			
5100 Debt Service	\$0.00	\$0.00	\$0.00
5200 Fund Transfer/Reimbursement (Child Nutrition Fund)	\$0.00	\$0.00	\$0.00
5300 Clearing Account	\$0.00	\$0.00	\$0.00
5400 Indirect Cost Entitlement	\$0.00	\$0.00	\$0.00
5500 Private Nonprofit Schools	\$0.00	\$0.00	\$0.00
5600 Correcting Entry	\$0.00	\$0.00	\$0.00
5800 Charter School Reimbursement	\$0.00	\$0.00	\$0.00
5900 Arbitrage	\$0.00	\$0.00	\$0.00
TOTAL OTHER OUTLAYS	\$0.00	\$0.00	\$0.00
7000 OTHER USES / UNBUDGETED ITEMS:	\$382,217.61	\$0.00	\$382,217.61
8000 REPAYMENTS:	\$0.00	\$0.00	\$0.00
TOTAL BUILDING FUND 2023-24 FISCAL YEAR	\$513,255.26	\$0.00	\$513,255.26

BUILDING FUND ACCOUNTS COVERING THE PERIOD JULY 1, 2023 TO JUNE 30, 2024
ESTIMATE OF NEEDS FOR 2024-2025

EXHIBIT 'C'

Schedule 8: Report of Current Year Expenditures (Continued)				
FISCAL YEAR ENDING JUNE 30, 2024				
APPROPRIATED ACCOUNTS	WARRANTS ISSUED	RESERVES	LAPSED BALANCE KNOWN TO BE UNENCUMBERED	2023-2024 EXPENDITURES FOR CURRENT EXPENSE PURPOSES
1000 INSTRUCTION:	\$0.00	\$0.00	\$0.00	\$0.00
2000 SUPPORT SERVICES:				
2100 Support Services - Students	\$0.00	\$0.00	\$0.00	\$0.00
2200 Support Services - Instructional Staff	\$0.00	\$0.00	\$0.00	\$0.00
2300 Support Services - General Administration	\$0.00	\$0.00	\$0.00	\$0.00
2400 Support Services - School Administration	\$0.00	\$0.00	\$0.00	\$0.00
2500 Support Services - Business	\$0.00	\$0.00	\$0.00	\$0.00
2600 Operations And Maintenance of Plant Services	\$0.00	\$0.00	\$0.00	\$0.00
2700 Student Transportation Services	\$0.00	\$0.00	\$0.00	\$0.00
TOTAL SUPPORT SERVICES	\$0.00	\$0.00	\$0.00	\$0.00
3000 OPERATION OF NON-INSTRUCTION SERVICES:				
3100 Child Nutrition Programs Operations	\$0.00	\$0.00	\$0.00	\$0.00
3200 Other Enterprise Service Operations	\$0.00	\$0.00	\$0.00	\$0.00
3300 Community Services Operations	\$0.00	\$0.00	\$0.00	\$0.00
TOTAL OPERATION OF NON-INSTRUCTIONAL SERVICES	\$0.00	\$0.00	\$0.00	\$0.00
4000 FACILITIES ACQUISITION & CONSTRUCTION SERVICES:				
4200 Land Acquisition Services	\$52,233.65	\$0.00	\$0.00	\$52,233.65
4300 Land Improvement Services	\$78,804.00	\$0.00	\$0.00	\$78,804.00
4400 Architecture and Engineering Services	\$0.00	\$0.00	\$0.00	\$0.00
4500 Educational Specifications Development Services	\$0.00	\$0.00	\$0.00	\$0.00
4600 Building Acquisition and Construction Services	\$0.00	\$0.00	\$0.00	\$0.00
4700 Building Improvement Services	\$0.00	\$0.00	\$0.00	\$0.00
TOTAL FACILITIES ACQUISITION & CONST. SERVICES	\$131,037.65	\$0.00	\$0.00	\$131,037.65
5000 OTHER OUTLAYS:				
5100 Debt Service	\$0.00	\$0.00	\$0.00	\$0.00
5200 Fund Transfer/Reimbursement (Child Nutrition Fund)	\$0.00	\$0.00	\$0.00	\$0.00
5300 Clearing Account	\$0.00	\$0.00	\$0.00	\$0.00
5400 Indirect Cost Entitlement	\$0.00	\$0.00	\$0.00	\$0.00
5500 Private Nonprofit Schools	\$0.00	\$0.00	\$0.00	\$0.00
5600 Correcting Entry	\$0.00	\$0.00	\$0.00	\$0.00
5800 Charter School Reimbursement	\$0.00	\$0.00	\$0.00	\$0.00
5900 Arbitrage	\$0.00	\$0.00	\$0.00	\$0.00
TOTAL OTHER OUTLAYS	\$0.00	\$0.00	\$0.00	\$0.00
7000 OTHER USES / UNBUDGETED ITEMS:	\$0.00	\$0.00	\$382,217.61	\$0.00
8000 REPAYMENTS:	\$0.00	\$0.00	\$0.00	\$0.00
TOTAL BUILDING FUND 2023-24 FISCAL YEAR	\$131,037.65	\$0.00	\$382,217.61	\$131,037.65

ESTIMATE OF NEEDS FOR THE FISCAL YEAR 2024-25		Estimate of Needs by Governing Board	Approved by County Excise Board
PURPOSE:			
Current Expense		\$646,608.33	\$646,608.33
Pro rata share of County Assessor's Budget as determined by County Excise Board		\$0.00	\$0.00
GRAND TOTAL - Home School		\$646,608.33	\$646,608.33

CERTIFICATE OF EXCISE BOARD

State of Oklahoma, County of Harmon

We, do further certify that we have examined the statement of estimated needs for the current fiscal year ending June 30, 2024, as certified by the Board of Education of Hollis Public Schools, District Number I-66 of said County and State, and its financial statement for the preceding year, and in so doing we have diligently performed the duties imposed upon this Excise Board by 68 O. S. 2001 Section 3007, by (1) ascertaining that the financial statements, as to the statistics therein contained, reflect the true fiscal condition at the close of the fiscal year, or caused the same to be corrected so to show; (2) struck from the estimate of needs so submitted any items not authorized by law and reduced to the sum authorized by law any items restricted by statute as to the amount lawfully expendable therefor; (3) supplemented such estimate, after appropriate action, by an estimate of needs prepared by this Excise Board to make provision for mandatory functions based upon statistics authoritatively submitted; (4) computed the total means available to each fund in the manner provided, applying the Governing Board's estimate of revenue to be derived from surplus tax of the immediately preceding year and from sources other than ad valorem tax, or reduced such estimate to not less than the lawfully authorized ratio of the several sums realized from such sources during the preceding fiscal year or to such lesser sum as may reasonably be anticipated under altered law or circumstance and using for such determination the basic collections of the preceding year and the ratios on which distribution or apportionment must be made during the ensuing or current year.

To the several and specific purposes of the estimated needs as certified, we have and do hereby appropriate the surplus balances of cash on hand of the prior year, estimates of income from sources other than ad valorem taxation within the limitation fixed by law, and the proceeds of ad valorem tax levy within the number of mills authorized, either by apportionment by the Legislature, allocation by the excise board or by legal election, all of which appropriations are made in so far as the available surpluses, revenues, and levies will permit, except in that we have also provided that, after deducting items consisting of cash and the revenue from all sources other than the 2024 tax and the proceeds of the 2024 tax levy are in excess of the residue of such appropriations, by a sum included for delinquent tax, computed at 10.0% of such residue. And provided further, if said School District has been ascertained to be a well defined State Aid District, the local budget, as approved and appropriated for, has been applied wholly to its operating accounts.

We further certify that the amount required to be raised from tax, excluding Homesteads, for General Revenue Fund purposes as approved, requires a total ad valorem tax levy of 35.000 Mills. Said levy is within the statutory limit, and if in excess, is within the constitutional limit and has been authorized by a vote of the people of said district, as shown by certificate of the School Board to-wit:

To this District, with valuations shown below, the Excise Board allocated 5.000 Mills, plus 15.000 Mills authorized by the Constitution, plus an emergency levy of 5.000 Mills; plus local support levy of 10.000 Mills; for a total levy for the General Fund of 35.000 Mills.

We further certify that the amount required to be raised for building fund purposes as approved requires a tax levy of 5.000 Mills, and said levy has been certified as authorized by a vote of the people at an election held for that purpose. We further certify that Assessed Values used in computing Mill-vote levies have been applied as certified by the County Assessor.

We further certify that we have examined the within statements of account and estimated needs or requirements of the Governing Board of Hollis Public Schools, School District No. I-66 of said County and State, in relation to the Sinking Fund or Funds thereof, and after finding the same correct or having caused the same to be corrected pursuant to 68 O. S. 2001 Section 3009, have approved the requirements therefor to fulfill the conditions of Section 26 and 28 of Article 10, Oklahoma Constitution, and have made and certified a tax levy therefor to the extent of the excess of said total requirements over the total of items 2, 3, 6, and 12 of Exhibit Y and any other legal deduction, including a reserve of 10.0% for delinquent taxes.

CERTIFICATE OF EXCISE BOARD
ESTIMATE OF NEEDS FOR 2024-2025

EXHIBIT "Y"					
County Excise Board's Appropriation of Income and Revenue	General Fund	Building Fund	Co-op Fund	Child Nutrition Fund	New Sinking Fund (Exc. Homesteads)
Appropriation Approved and Provision Made	\$ 6,649,738.44	\$ 646,608.33	\$ 17,267.42	\$ 0.00	\$ 0.00
Appropriation of Revenues:					
Excess of Assets Over Liabilities	\$ 1,175,327.99	\$ 535,844.74	\$ 17,267.42	\$ 0.00	\$ 0.00
Unclaimed Protest Tax Refunds	\$ 0.00	\$ 0.00	\$ 0.00	\$ 0.00	\$ 0.00
Miscellaneous Estimated Revenues	\$ 4,699,060.09	\$ (0.00)	\$ 0.00	\$ 0.00	None
Est. Value of Surplus Tax in Process	\$ 0.00	\$ 0.00	\$ 0.00	\$ 0.00	None
Sinking Fund Contributions	\$ 0.00	\$ 0.00	\$ 0.00	\$ 0.00	\$ 0.00
Surplus Building Fund Cash	\$ 0.00	\$ 0.00	\$ 0.00	\$ 0.00	\$ 0.00
Total Other Than 2024 Tax	\$ 5,874,388.08	\$ 535,844.74	\$ 17,267.42	\$ 0.00	\$ 0.00
Balance Required	\$ 775,350.36	\$ 110,763.59	\$ 0.00	\$ 0.00	\$ 0.00
Add Allowance for Delinquency	\$ 77,535.04	\$ 11,076.36	\$ 0.00	\$ 0.00	\$ 0.00
Total Required for 2024 Tax	\$ 852,885.40	\$ 121,839.95	\$ 0.00	\$ 0.00	\$ 0.00
Rate of Levy Required and Certified	-----	-----	-----	-----	0.00 Mills

We further certify that the net assessed valuation of the Property, subject to ad valorem taxes, after the amount of all Homestead Exemptions have been deducted in the said School District as finally equalized and certified by the Board of Equalization for the current year 2024-2025 is as follows:

VALUATION AND LEVIES EXCLUDING HOMESTEADS					
County	Real	Personal	Public Service	Total	
This County Harmon	\$ 15,382,460	\$ 5,014,482	\$ 2,617,989	\$ 23,014,931	
Joint County Greer	\$ 200,317	\$ 42,635	\$ 43,403	\$ 286,355	
Joint County	\$ 0	\$ 0	\$ 0	\$ 0	
Joint County	\$ 0	\$ 0	\$ 0	\$ 0	
Joint County	\$ 0	\$ 0	\$ 0	\$ 0	
Joint County	\$ 0	\$ 0	\$ 0	\$ 0	
Joint County	\$ 0	\$ 0	\$ 0	\$ 0	
Joint County	\$ 0	\$ 0	\$ 0	\$ 0	
Joint County	\$ 0	\$ 0	\$ 0	\$ 0	
Joint County	\$ 0	\$ 0	\$ 0	\$ 0	
Joint County	\$ 0	\$ 0	\$ 0	\$ 0	
Joint County	\$ 0	\$ 0	\$ 0	\$ 0	
Joint County	\$ 0	\$ 0	\$ 0	\$ 0	
Joint County	\$ 0	\$ 0	\$ 0	\$ 0	
Total Valuations, All Counties	\$ 15,582,777	\$ 5,057,117	\$ 2,661,392	\$ 23,301,286	

The assessed valuations herein certified have been used in computing the rates of mill levies and the proceeds thereof appropriated as aforesaid; and that having ascertained as aforesaid, the aggregate amount to be raised by ad valorem taxation, be raised by ad valorem taxation, we thereupon made the above levies therefor as provided by law as follows:

CERTIFICATE OF EXCISE BOARD
ESTIMATE OF NEEDS FOR 2024-2025

EXHIBIT "Y" Continued:		Primary County And All Joint Counties					
Levies Required and Certified:		Valuation And Levies Excluding Homesteads				Total Required For 2024 Tax	
County		General Fund		Building Fund		Total Valuation	
This County	Harmon	36.61 Mills	5.23 Mills	5.23 Mills		\$ 23,014,931	\$ 842,577
Joint Co.	Greer	36.00 Mills	5.14 Mills	5.14 Mills		\$ 286,355	\$ 10,309
Joint Co.		0.00 Mills	0.00 Mills	0.00 Mills		\$ 0	\$ 0
Joint Co.		0.00 Mills	0.00 Mills	0.00 Mills		\$ 0	\$ 0
Joint Co.		0.00 Mills	0.00 Mills	0.00 Mills		\$ 0	\$ 0
Joint Co.		0.00 Mills	0.00 Mills	0.00 Mills		\$ 0	\$ 0
Joint Co.		0.00 Mills	0.00 Mills	0.00 Mills		\$ 0	\$ 0
Joint Co.		0.00 Mills	0.00 Mills	0.00 Mills		\$ 0	\$ 0
Joint Co.		0.00 Mills	0.00 Mills	0.00 Mills		\$ 0	\$ 0
Joint Co.		0.00 Mills	0.00 Mills	0.00 Mills		\$ 0	\$ 0
Joint Co.		0.00 Mills	0.00 Mills	0.00 Mills		\$ 0	\$ 0
Joint Co.		0.00 Mills	0.00 Mills	0.00 Mills		\$ 0	\$ 0
Joint Co.		0.00 Mills	0.00 Mills	0.00 Mills		\$ 0	\$ 0
Totals						\$ 23,301,286	\$ 852,885

Sinking Fund: 0.00 Mills

We do hereby order the above levies to be certified forthwith by the Secretary of this Board to the County Assessor of said County, in order that the County Assessor may immediately extend said levies upon the Tax Rolls for the year 2024 without regard to any protest that may be filed against any levies, as required by 68 O. S. 2001, Section 2869.

Signed at Hollis, Oklahoma, this 3 day of September 2024

Tracy Jefferson
Excise Board Member

Chris
Excise Board Member

Excise Board Chairman

Kara Gollihare
Excise Board Secretary

Joint School District Levy Certification for Hollis Public Schools 1-66

Career Tech District Number 27 :

General Fund

Building Fund

State of Oklahoma)
) ss
County of Harmon)

I, Kara Gollihare, Harmon County Clerk, do hereby certify that the above levies are true and correct for the taxable year 2024.

Witness my hand and seal, on September 3 2024.

Kara Gollihare
Harmon County Clerk



ALL FUND ACCOUNTS COVERING THE PERIOD JULY 1, 2023 TO JUNE 30, 2024
STATISTICAL DATA FOR 2024-2025

EXHIBIT "Z"

**Schedule 1: SUMMARY RECAPITULATION OF SCHOOL COSTS FOR THE FISCAL YEAR ENDING JUNE 30, 2024, AND
APPORTIONMENT THEREOF**

CLASSIFICATION	ACCUMULATION OF EXPENDITURES AND UNLIQUIDATED COMMITMENTS TO DETERMINE PER CAPITA COSTS					
	GENERAL REVENUE FUND	CHILD NUTRITION FUND	BUILDING FUND	SINKING FUND	SPECIAL REVENUE FUNDS	CAPITAL PROJECT FUNDS
Current Exp. - Educational	\$ 5,908,787.90	\$ 0.00	\$ 0.00	\$ 0.00	\$ 0.00	\$ 0.00
Current Exp. - Transportation	\$ 204,913.13	\$ 0.00	\$ 0.00	\$ 0.00	\$ 0.00	\$ 0.00
Current Res. - Educational	\$ 0.00	\$ 0.00	\$ 0.00	\$ 0.00	\$ 0.00	\$ 0.00
Current Res. - Transportation	\$ 0.00	\$ 0.00	\$ 0.00	\$ 0.00	\$ 0.00	\$ 0.00
Capital Exp. - Educational	\$ 347,549.15	\$ 0.00	\$ 131,037.65	\$ 0.00	\$ 0.00	\$ 0.00
Capital Exp. - Transportation	\$ 0.00	\$ 0.00	\$ 0.00	\$ 0.00	\$ 0.00	\$ 0.00
Capital Res. - Educational	\$ 0.00	\$ 0.00	\$ 0.00	\$ 0.00	\$ 0.00	\$ 0.00
Capital Res. - Transportation	\$ 0.00	\$ 0.00	\$ 0.00	\$ 0.00	\$ 0.00	\$ 0.00
Interest Paid and Reserved	\$ 0.00	\$ 0.00	\$ 0.00	\$ 0.00	\$ 0.00	\$ 0.00
TOTALS	\$ 6,461,250.18	\$ 0.00	\$ 131,037.65	\$ 0.00	\$ 0.00	\$ 0.00
<div> <div>Enumeration</div> <div>0.00</div> <div>Average Daily Attendance</div> <div>0.00</div> <div>Average Daily Haul</div> <div>0.00</div> </div>						

Expenditures and Reserves	ENTERPRISE FUNDS	ACTIVITY FUNDS	EXPENDABLE TRUST FUNDS	NON- EXPENDABLE TRUST FUNDS	INTERNAL SERVICE FUNDS
Current Expenditures - Educational	\$ 0.00	\$ 0.00	\$ 0.00	\$ 0.00	\$ 0.00
Current Expenditures - Transportation	\$ 0.00	\$ 0.00	\$ 0.00	\$ 0.00	\$ 0.00
Current Reserves - Educational	\$ 0.00	\$ 0.00	\$ 0.00	\$ 0.00	\$ 0.00
Current Reserves - Transportation	\$ 0.00	\$ 0.00	\$ 0.00	\$ 0.00	\$ 0.00
Capital Expenditures - Educational	\$ 0.00	\$ 0.00	\$ 0.00	\$ 0.00	\$ 0.00
Capital Expenditures - Transportation	\$ 0.00	\$ 0.00	\$ 0.00	\$ 0.00	\$ 0.00
Capital Reserves - Educational	\$ 0.00	\$ 0.00	\$ 0.00	\$ 0.00	\$ 0.00
Capital Reserves - Transportation	\$ 0.00	\$ 0.00	\$ 0.00	\$ 0.00	\$ 0.00
Interest Paid and Reserved	\$ 0.00	\$ 0.00	\$ 0.00	\$ 0.00	\$ 0.00
TOTALS	\$ 0.00	\$ 0.00	\$ 0.00	\$ 0.00	\$ 0.00
<div> <div>Per Capita Cost for:</div> <div>Education</div> <div>\$ 0.00</div> <div>Transportation</div> <div>\$ 0.00</div> </div>					

Expenditures and Reserves	TOTAL OF ALL APPLICABLE COSTS 2023-2024	OPERATION COSTS ONLY	TRANSPORTATION COSTS ONLY
Current Expenditures - Educational	\$ 5,908,787.90	\$ 5,908,787.90	\$ 0.00
Current Expenditures - Transportation	\$ 204,913.13	\$ 0.00	\$ 204,913.13
Current Reserves - Educational	\$ 0.00	\$ 0.00	\$ 0.00
Current Reserves - Transportation	\$ 0.00	\$ 0.00	\$ 0.00
Capital Expenditures - Educational	\$ 478,586.80	\$ 478,586.80	\$ 0.00
Capital Expenditures - Transportation	\$ 0.00	\$ 0.00	\$ 0.00
Capital Reserves - Educational	\$ 0.00	\$ 0.00	\$ 0.00
Capital Reserves - Transportation	\$ 0.00	\$ 0.00	\$ 0.00
Interest Paid and Reserved	\$ 0.00	\$ 0.00	\$ 0.00
TOTALS	\$ 6,592,287.83	\$ 6,387,374.70	\$ 204,913.13

**Hollis Public Schools
2024-25 Budget Summary**

CODE	SOURCE	2024-25 Estimated Revenue
1110	Ad Valorem Tax-current	775,350.36
1700	Child Nutrition Local Sources	17,014.22
2100	4-Mill Levy	85,249.07
2200	Mortgage Tax	22,044.31
3110	Gross Production Tax	730.80
3120	Motor Vehicle Collections	213,881.69
3130	R.E.A. Tax	152,629.20
3140	State School Land Earnings	84,557.00
3150	Vehicle Tax Stamps	41.16
3210	Foundation & Salary Incentive	3,030,229.61
3250	Flexible Benefit	439,147.78
3400	State - Categorical - Textbooks	30,183.07
3400	State - Categorical - School Resource Off.	92,000.00
3700	Child Nutrition State Sources	1,920.96
3800	Vocational - State	30,348.00
4200	Title I Programs	191,251.38
4300	IDEA-B Flowthrough	121,349.64
4300	IDEA-B Pre-School	5,792.16
4700	Child Nutrition Federal Sources	180,690.05

Total Revenue Estimates	\$	5,474,410.45
Fund Balance, 07-01-24		<u>1,175,327.99</u>
TOTALS	\$	<u>6,649,738.44</u>

Note - The above appropriation amount is the maximum amount that you can legally obligate your school district encumbrances and payments. If you exceed this amount, you must add to your appropriations.